



**Himachal Pradesh Load Despatch Society**  
(The Apex Body for Integrated Operation of Power System in HP)  
SLDC Complex, Totu, Shimla -171011.

GST No. : 02AAAAH7757E1ZX

Phone No.: 0177-2837649

Email: sehpsldc@gmail.com

Website:- www.hpsldc.com

No. HPLDS/NOC (BTM)/SLDC-13/2018-19-781-84

Dated: 18/6/18

To

The Superintending Engineer,  
Operation Circle, HPSEB Ltd.,  
Solon.

**Sub:** Availing power through Open Access by M/s Birla Textile Mills, Baddi - Raising bill for May, 2018 thereof along with Deviation Settlement (UI) charges for April, 2018.

Sir,

With respect to the subject cited above, it is intimated that M/s Birla Textile Mills, Baddi have availed power through Open Access (IEX & Intra State Bi-Lateral Transactions) during the month of May, 2018. The time slot-wise HPSEBL's energy to be billed at HPERC tariff for the period 01.05.2018 to 31.05.2018, cross-subsidy charges and additional surcharges to be billed to the firm for the month of May, 2018 along with the Deviation Settlement (UI) Charges to be reimbursed to the firm for the month of April, 2018 is enclosed as Annex-A.


Further, the details of HPSEBL's energy consumed by the firm which is to be billed at HPERC tariff and the energy availed through Open Access at consumer premises during this period is also attached herewith as Annex-B.

The energy bill to the consumer may, therefore, be issued as per above details. Day wise detailed calculation sheets for the month of May, 2018 have been e-mailed on your e-mail id [solan\\_circle@yahoo.com](mailto:solan_circle@yahoo.com) and [se.solan@gmail.com](mailto:se.solan@gmail.com), for your reference and record please.

If any discrepancy is found in the bills, the same may be pointed out within 15 (fifteen) days to this office please, otherwise the details will be deemed final.


DA: As above.

Yours faithfully,

  
18.06.18  
Sr. Executive Engineer,  
HPLDS, SLDC Complex,  
Totu, Shimla -171011.

Copy forwarded to the following for information and necessary action, please:

1. The Dy. Chief Engineer (PR & ALDC), Totu, Shimla-171011.
2. The Sr. Executive Engineer, Electrical Division, HPSEB Ltd., Baddi.
3. The Assistant Executive Engineer, Elect. Sub Division HPSEBL, Baddi

  
18.06.18  
Sr. Executive Engineer,  
HPLDS, SLDC Complex,  
Totu, Shimla -171011.

Energy and Cross-Subsidy Charges w.r.t. M/s Birla Textile Mills, Baddi for the month of May, 2018 alongwith Deviation Settlement (UI) charges for the month of April, 2018

I) Time slot-wise HPSEBI's energy to be billed at HPERC tariff for the period 01.05.2018 to 31.05.2018 is as under:

Time slot	Energy in kWh	Energy in kVAh
00:00 to 06:00 Hrs. & 22:00 to 24:00 Hrs. (Night Hrs.)	2247475.20	2273652.00
06:00 to 18:30 Hrs. (Normal Hrs.)	3424540.24	3464426.53
18:30 to 22:00 Hrs. (Peak Hours)	858825.53	868681.92
<b>Total</b>	<b>6530840.97</b>	<b>6606760.44</b>

II) Cross Subsidy Charges as per approved MYT (FY-14 to FY 19) by Hon'able HPERC for the month of May, 2018.

Energy drawn in Hours	Energy (kWh)	Amount (Rs.)
Normal @ 0.40 Rs./kWh	6164.957	₹ 2,465.98
Peak @ 0.79 Rs./kWh	113058.45	₹ 89,316.18
Peak @ 0.40 Rs./kWh	0.00	₹ 0.00
Night @ 0.40 Rs./kWh	0.000	₹ 0.00
<b>Total</b>	<b>119223.41</b>	<b>₹ 91,782.16</b>
Therefore, Cross-Subsidy to be charged =		<b>₹ 91,782.16</b>


III) Additional Surcharge as per approved MYT (FY-14 to FY 19) by Hon'able HPERC on Open Access Energy for the month of May, 2018.

a) Open Access Energy (kWh) =	119223.41
b) Additional Surcharge to be charged @ 0.54 Rs./KWh =	₹ 64,380.64

IV) Deviation Settlement Charges / UI Charges for the month of April, 2018

a) Underdrawl (kWh) =	0.00
b) UD charges to be reimbursed by the firm =	₹ 0.00

\* All the charges including E.D to be charged accordingly.

  
Sr. Executive Engineer,  
SLDC, HPLDS, Totu, Shimla-11

Energy Abstract w.t. Power Purchased Through Open Access and PJEBL for Bina Tamra Mills Ltd. Based for the month of May 2018

Annexure-3

Date	Total Energy				Total				IEE Energy/Intra State Bivalent				Total				PJEBL's Energy				Total			
	Normal	Peak	Normal	Peak	Normal	Peak	Normal	Peak	Normal	Peak	Normal	Peak	Normal	Peak	Normal	Peak	Normal	Peak	Normal	Peak	Normal	Peak	Normal	Peak
1 May 2018	11292.20	1346.80	3094.80	3182.20	7091.20	7128.20	21492.80	21593.80	0.00	0.00	2877.6	2802.80	0.00	0.00	2971.78	2902.80	0.00	0.00	2971.78	2902.80	11292.80	1346.80	3094.80	3182.20
2 May 2018	11494.20	1193.60	3156.80	3176.80	7097.60	7128.40	21628.80	21743.00	0.00	0.00	2829.4	2810.80	0.00	0.00	2829.4	2810.80	0.00	0.00	2829.4	2810.80	11494.20	1193.60	3156.80	3176.80
3 May 2018	11494.20	1193.60	3156.80	3176.80	7097.60	7128.40	21628.80	21743.00	0.00	0.00	1075.2	1058.4	0.00	0.00	6165.17	6214.8	0.00	0.00	6165.17	6214.8	11494.20	1193.60	3156.80	3176.80
4 May 2018	11494.20	1193.60	3156.80	3176.80	7097.60	7128.40	21628.80	21743.00	0.00	0.00	4110.11	4143.28	0.00	0.00	2468.67	2468.67	0.00	0.00	2468.67	2468.67	11494.20	1193.60	3156.80	3176.80
5 May 2018	11494.20	1193.60	3156.80	3176.80	7097.60	7128.40	21628.80	21743.00	0.00	0.00	2468.67	2468.67	0.00	0.00	4113.05	4146.22	0.00	0.00	4113.05	4146.22	11494.20	1193.60	3156.80	3176.80
6 May 2018	11494.20	1193.60	3156.80	3176.80	7097.60	7128.40	21628.80	21743.00	0.00	0.00	0.00	0.00	0.00	0.00	0.00	0.00	0.00	0.00	0.00	0.00	11494.20	1193.60	3156.80	3176.80
7 May 2018	11494.20	1193.60	3156.80	3176.80	7097.60	7128.40	21628.80	21743.00	0.00	0.00	0.00	0.00	0.00	0.00	0.00	0.00	0.00	0.00	0.00	0.00	11494.20	1193.60	3156.80	3176.80
8 May 2018	11494.20	1193.60	3156.80	3176.80	7097.60	7128.40	21628.80	21743.00	0.00	0.00	0.00	0.00	0.00	0.00	0.00	0.00	0.00	0.00	0.00	0.00	11494.20	1193.60	3156.80	3176.80
9 May 2018	11494.20	1193.60	3156.80	3176.80	7097.60	7128.40	21628.80	21743.00	0.00	0.00	0.00	0.00	0.00	0.00	0.00	0.00	0.00	0.00	0.00	0.00	11494.20	1193.60	3156.80	3176.80
10 May 2018	11494.20	1193.60	3156.80	3176.80	7097.60	7128.40	21628.80	21743.00	0.00	0.00	0.00	0.00	0.00	0.00	0.00	0.00	0.00	0.00	0.00	0.00	11494.20	1193.60	3156.80	3176.80
11 May 2018	11494.20	1193.60	3156.80	3176.80	7097.60	7128.40	21628.80	21743.00	0.00	0.00	0.00	0.00	0.00	0.00	0.00	0.00	0.00	0.00	0.00	0.00	11494.20	1193.60	3156.80	3176.80
12 May 2018	11494.20	1193.60	3156.80	3176.80	7097.60	7128.40	21628.80	21743.00	0.00	0.00	0.00	0.00	0.00	0.00	0.00	0.00	0.00	0.00	0.00	0.00	11494.20	1193.60	3156.80	3176.80
13 May 2018	11494.20	1193.60	3156.80	3176.80	7097.60	7128.40	21628.80	21743.00	0.00	0.00	0.00	0.00	0.00	0.00	0.00	0.00	0.00	0.00	0.00	0.00	11494.20	1193.60	3156.80	3176.80
14 May 2018	11494.20	1193.60	3156.80	3176.80	7097.60	7128.40	21628.80	21743.00	0.00	0.00	0.00	0.00	0.00	0.00	0.00	0.00	0.00	0.00	0.00	0.00	11494.20	1193.60	3156.80	3176.80
15 May 2018	11494.20	1193.60	3156.80	3176.80	7097.60	7128.40	21628.80	21743.00	0.00	0.00	0.00	0.00	0.00	0.00	0.00	0.00	0.00	0.00	0.00	0.00	11494.20	1193.60	3156.80	3176.80
16 May 2018	11494.20	1193.60	3156.80	3176.80	7097.60	7128.40	21628.80	21743.00	0.00	0.00	0.00	0.00	0.00	0.00	0.00	0.00	0.00	0.00	0.00	0.00	11494.20	1193.60	3156.80	3176.80
17 May 2018	11494.20	1193.60	3156.80	3176.80	7097.60	7128.40	21628.80	21743.00	0.00	0.00	0.00	0.00	0.00	0.00	0.00	0.00	0.00	0.00	0.00	0.00	11494.20	1193.60	3156.80	3176.80
18 May 2018	11494.20	1193.60	3156.80	3176.80	7097.60	7128.40	21628.80	21743.00	0.00	0.00	0.00	0.00	0.00	0.00	0.00	0.00	0.00	0.00	0.00	0.00	11494.20	1193.60	3156.80	3176.80
19 May 2018	11494.20	1193.60	3156.80	3176.80	7097.60	7128.40	21628.80	21743.00	0.00	0.00	0.00	0.00	0.00	0.00	0.00	0.00	0.00	0.00	0.00	0.00	11494.20	1193.60	3156.80	3176.80
20 May 2018	11494.20	1193.60	3156.80	3176.80	7097.60	7128.40	21628.80	21743.00	0.00	0.00	0.00	0.00	0.00	0.00	0.00	0.00	0.00	0.00	0.00	0.00	11494.20	1193.60	3156.80	3176.80
21 May 2018	11494.20	1193.60	3156.80	3176.80	7097.60	7128.40	21628.80	21743.00	0.00	0.00	0.00	0.00	0.00	0.00	0.00	0.00	0.00	0.00	0.00	0.00	11494.20	1193.60	3156.80	3176.80
22 May 2018	11494.20	1193.60	3156.80	3176.80	7097.60	7128.40	21628.80	21743.00	0.00	0.00	0.00	0.00	0.00	0.00	0.00	0.00	0.00	0.00	0.00	0.00	11494.20	1193.60	3156.80	3176.80
23 May 2018	11494.20	1193.60	3156.80	3176.80	7097.60	7128.40	21628.80	21743.00	0.00	0.00	0.00	0.00	0.00	0.00	0.00	0.00	0.00	0.00	0.00	0.00	11494.20	1193.60	3156.80	3176.80
24 May 2018	11494.20	1193.60	3156.80	3176.80	7097.60	7128.40	21628.80	21743.00	0.00	0.00	0.00	0.00	0.00	0.00	0.00	0.00	0.00	0.00	0.00	0.00	11494.20	1193.60	3156.80	3176.80
25 May 2018	11494.20	1193.60	3156.80	3176.80	7097.60	7128.40	21628.80	21743.00	0.00	0.00	0.00	0.00	0.00	0.00	0.00	0.00	0.00	0.00	0.00	0.00	11494.20	1193.60	3156.80	3176.80
26 May 2018	11494.20	1193.60	3156.80	3176.80	7097.60	7128.40	21628.80	21743.00	0.00	0.00	0.00	0.00	0.00	0.00	0.00	0.00	0.00	0.00	0.00	0.00	11494.20	1193.60	3156.80	3176.80
27 May 2018	11494.20	1193.60	3156.80	3176.80	7097.60	7128.40	21628.80	21743.00	0.00	0.00	0.00	0.00	0.00	0.00	0.00	0.00	0.00	0.00	0.00	0.00	11494.20	1193.60	3156.80	3176.80
28 May 2018	11494.20	1193.60	3156.80	3176.80	7097.60	7128.40	21628.80	21743.00	0.00	0.00	0.00	0.00	0.00	0.00	0.00	0.00	0.00	0.00	0.00	0.00	11494.20	1193.60	3156.80	3176.80
29 May 2018	11494.20	1193.60	3156.80	3176.80	7097.60	7128.40	21628.80	21743.00	0.00	0.00	0.00	0.00	0.00	0.00	0.00	0.00	0.00	0.00	0.00	0.00	11494.20	1193.60	3156.80	3176.80
30 May 2018	11494.20	1193.60	3156.80	3176.80	7097.60	7128.40	21628.80	21743.00	0.00	0.00	0.00	0.00	0.00	0.00	0.00	0.00	0.00	0.00	0.00	0.00	11494.20	1193.60	3156.80	3176.80
31 May 2018	11494.20	1193.60	3156.80	3176.80	7097.60	7128.40	21628.80	21743.00	0.00	0.00	0.00	0.00	0.00	0.00	0.00	0.00	0.00	0.00	0.00	0.00	11494.20	1193.60	3156.80	3176.80
Total	3430705.20	347041.20	967324.80	978611.20	2247475.20	2273952.00	6458505.20	6725534.00	6184.56	6214.67	113058.45	113970.21	0.00	0.00	2054.22	2070.78	0.00	0.00	2054.22	2070.78	120184.89	324240.24	688881.92	2247475.20

644595.20 6725534.40

St. Eminent Engineers  
S.No. 18.06.18