



Himachal Pradesh Load Despatch Society
(The Apex Body for Integrated Operation of Power System in HP)
SLDC Complex, Totu, Shimla -171011.

GST No. : 02AAAAAH7757E1ZX

Phone No.: 0177-2837649

Email: sehpsldc@gmail.com

Website:- www.hpsldc.com

No. HPLDS/NOC (ACC)/ Vol-V/SLDC-13/2018-19-2143-46 Dated: 21/6/18

To

The Superintending Engineer,
Operation Circle, HPSEB Ltd.,
Bilaspur.

Sub: Availing power through Open Access by M/s ACC Ltd., Gagat Cement Works, Barmana - Raising bill for May, 2018 thereof along with Deviation Settlement (UI) charges for April, 2018.

Sir,

With respect to the subject cited above, it is intimated that M/s ACC Ltd., Gagat Cement Works, Barmana has availed power through Open Access (IEX only) during the month of May, 2018. The time slot-wise HPSEBL's energy to be billed at HPERC tariff for the period 01.05.2018 to 31.05.2018, cross-subsidy charges and additional surcharges to be billed to the firm for the month of May, 2018 along with the Deviation Settlement (UI) Charges to be reimbursed to the firm for the month of April, 2018 is enclosed as Annex-A.


Further, the details of HPSEBL's energy consumed by the firm which is to be billed at HPERC tariff and the energy availed through Open Access at consumer premises during this period is also attached herewith as Annex-B.

The energy bill to the consumer may, therefore, be issued as per above details. Day wise detailed calculation sheets for the month of May, 2018 have been e-mailed on your e-mail id seopbilaspur@hotmail.com and esd1ae@gmail.com, for your reference and record please.

If any discrepancy is found in the bills, the same may be pointed out within 15 (fifteen) days to this office please, otherwise the details will be deemed final.


Yours faithfully,

DA: As above.


Sr. Executive Engineer,
HPLDS, SLDC Complex,
Totu, Shimla -171011.

Copy forwarded to the following for information and necessary action, please:

1. The Dy. Chief Engineer (PR & ALDC), Totu, Shimla-171011.
2. The Sr. Executive Engineer, Electrical Division, HPSEB Ltd., Bilaspur.
3. The Assistant Executive Engineer, Elect. Sub Division-1, HPSEBL, Bilaspur.


Sr. Executive Engineer,
HPLDS, SLDC Complex,
Totu, Shimla -171011.

Energy and Cross-Subsidy Charges w.r.t. M/s ACC Ltd., Gagal Cement Works, Barmana for the month of May, 2018 alongwith Deviation Settlement (UI) charges for the month of April, 2018

I) Time slot-wise HPSEBL's energy to be billed at HPERC tariff for the period 01.05.2018 to 31.05.2018 is as under:

Time slot	Energy in kWh	Energy in kVAh
00:00 to 06:00 Hrs. & 22:00 to 24:00 Hrs. (Night Hrs.)	6795564.00	7081770.00
06:00 to 18:30 Hrs. (Normal Hrs.)	10425237.73	10818242.12
18:30 to 22:00 Hrs. (Peak Hours)	2346390.14	2434028.09
Total	19567191.87	20334040.21

II) Cross Subsidy Charges as per approved MYT (FY-14 to FY 19) by Hon'able HPERC for the month of May, 2018.

Energy drawn in Hours	Energy (kWh)	Amount (Rs.)
Normal @ 0.40 Rs./kWh	83094.708	₹ 33,237.88
Peak @ 0.79 Rs./kWh	401252.481	₹ 3,16,989.46
Peak @ 0.40 Rs./kWh	0.000000	₹ 0.00
Night @ 0.40 Rs./kWh	0.000	₹ 0.00
Total	484347.19	₹ 3,50,227.34
Therefore, Cross-Subsidy to be charged =		₹ 3,50,227.34


III) Additional Surcharge as per approved MYT (FY-14 to FY 19) by Hon'able HPERC on Open Access Energy for the month of May, 2018.

a) Open Access Energy (kWh) =	484347.19
Additional Surcharge to be charged @ 0.54	
b) Rs./KWh =	₹ 2,61,547.48

IV) Deviation Settlement Charges / UI Charges for the month of April, 2018

a) Underdrawl (kWh) =	889.59
b) UD charges to be reimbursed to the firm =	₹ 2,293.31

* All the charges including E.D to be charged accordingly.


 Sr. Executive Engineer
 SIDC, HPLDS, Totu, Shimla-11

Date	Total Energy										EX Energy-Balanced										Total									
	Normal		Peak		Night		Total		Normal		Peak		Night		Total		Normal		Peak		Night		Total							
	kWh	kVAh	kWh	kVAh	kWh	kVAh	kWh	kVAh	kWh	kVAh	kWh	kVAh	kWh	kVAh	kWh	kVAh	kWh	kVAh	kWh	kVAh	kWh	kVAh	kWh	kVAh						
1 May 2018	3954.00	4071.00	4671.00	5471.00	5937.00	6579.00	23242.00	32572.00	37207.00	17631.00	17278.00	3192.67	3324.70	1332.32	1671.03	7667.62	7825.33	0.00	0.00	13594.11	13817.91	33622.92	35254.30	0.00	0.00	25585.07	26272.95	62085.98	63778.30	
2 May 2018	3034.00	3437.00	4067.00	4611.00	4937.00	5379.00	23242.00	32572.00	37207.00	17631.00	17278.00	3192.67	3324.70	1332.32	1671.03	7667.62	7825.33	0.00	0.00	13594.11	13817.91	33622.92	35254.30	0.00	0.00	25585.07	26272.95	62085.98	63778.30	
3 May 2018	19793.00	20265.00	21022.00	21824.00	22588.00	23398.00	95391.00	145988.00	156973.00	41801.00	42866.00	7804.47	7894.10	8678.22	8858.53	18002.87	18426.61	0.00	0.00	18002.87	18426.61	18002.87	18426.61	0.00	0.00	18002.87	18426.61	18002.87	18426.61	
4 May 2018	19856.00	20265.00	21022.00	21824.00	22588.00	23398.00	95391.00	145988.00	156973.00	41801.00	42866.00	7804.47	7894.10	8678.22	8858.53	18002.87	18426.61	0.00	0.00	18002.87	18426.61	18002.87	18426.61	0.00	0.00	18002.87	18426.61	18002.87	18426.61	
5 May 2018	20680.00	21193.00	21930.00	22835.00	23740.00	24645.00	95391.00	145988.00	156973.00	41801.00	42866.00	7804.47	7894.10	8678.22	8858.53	18002.87	18426.61	0.00	0.00	18002.87	18426.61	18002.87	18426.61	0.00	0.00	18002.87	18426.61	18002.87	18426.61	
6 May 2018	25972.00	26585.00	27298.00	28013.00	28728.00	29443.00	95391.00	145988.00	156973.00	41801.00	42866.00	7804.47	7894.10	8678.22	8858.53	18002.87	18426.61	0.00	0.00	18002.87	18426.61	18002.87	18426.61	0.00	0.00	18002.87	18426.61	18002.87	18426.61	
7 May 2018	15972.00	16585.00	17298.00	18013.00	18728.00	19443.00	95391.00	145988.00	156973.00	41801.00	42866.00	7804.47	7894.10	8678.22	8858.53	18002.87	18426.61	0.00	0.00	18002.87	18426.61	18002.87	18426.61	0.00	0.00	18002.87	18426.61	18002.87	18426.61	
8 May 2018	20638.00	21193.00	21930.00	22835.00	23740.00	24645.00	95391.00	145988.00	156973.00	41801.00	42866.00	7804.47	7894.10	8678.22	8858.53	18002.87	18426.61	0.00	0.00	18002.87	18426.61	18002.87	18426.61	0.00	0.00	18002.87	18426.61	18002.87	18426.61	
9 May 2018	19544.00	20099.00	20654.00	21209.00	21764.00	22319.00	95391.00	145988.00	156973.00	41801.00	42866.00	7804.47	7894.10	8678.22	8858.53	18002.87	18426.61	0.00	0.00	18002.87	18426.61	18002.87	18426.61	0.00	0.00	18002.87	18426.61	18002.87	18426.61	
10 May 2018	26433.00	27088.00	27743.00	28398.00	29053.00	29708.00	95391.00	145988.00	156973.00	41801.00	42866.00	7804.47	7894.10	8678.22	8858.53	18002.87	18426.61	0.00	0.00	18002.87	18426.61	18002.87	18426.61	0.00	0.00	18002.87	18426.61	18002.87	18426.61	
11 May 2018	32055.00	32710.00	33365.00	34020.00	34675.00	35330.00	95391.00	145988.00	156973.00	41801.00	42866.00	7804.47	7894.10	8678.22	8858.53	18002.87	18426.61	0.00	0.00	18002.87	18426.61	18002.87	18426.61	0.00	0.00	18002.87	18426.61	18002.87	18426.61	
12 May 2018	42874.00	43529.00	44184.00	44839.00	45494.00	46149.00	95391.00	145988.00	156973.00	41801.00	42866.00	7804.47	7894.10	8678.22	8858.53	18002.87	18426.61	0.00	0.00	18002.87	18426.61	18002.87	18426.61	0.00	0.00	18002.87	18426.61	18002.87	18426.61	
13 May 2018	51265.00	51920.00	52575.00	53230.00	53885.00	54540.00	95391.00	145988.00	156973.00	41801.00	42866.00	7804.47	7894.10	8678.22	8858.53	18002.87	18426.61	0.00	0.00	18002.87	18426.61	18002.87	18426.61	0.00	0.00	18002.87	18426.61	18002.87	18426.61	
14 May 2018	59676.00	60331.00	60986.00	61641.00	62296.00	62951.00	95391.00	145988.00	156973.00	41801.00	42866.00	7804.47	7894.10	8678.22	8858.53	18002.87	18426.61	0.00	0.00	18002.87	18426.61	18002.87	18426.61	0.00	0.00	18002.87	18426.61	18002.87	18426.61	
15 May 2018	68088.00	68743.00	69398.00	70053.00	70708.00	71363.00	95391.00	145988.00	156973.00	41801.00	42866.00	7804.47	7894.10	8678.22	8858.53	18002.87	18426.61	0.00	0.00	18002.87	18426.61	18002.87	18426.61	0.00	0.00	18002.87	18426.61	18002.87	18426.61	
16 May 2018	76500.00	77155.00	77810.00	78465.00	79120.00	79775.00	95391.00	145988.00	156973.00	41801.00	42866.00	7804.47	7894.10	8678.22	8858.53	18002.87	18426.61	0.00	0.00	18002.87	18426.61	18002.87	18426.61	0.00	0.00	18002.87	18426.61	18002.87	18426.61	
17 May 2018	84912.00	85567.00	86222.00	86877.00	87532.00	88187.00	95391.00	145988.00	156973.00	41801.00	42866.00	7804.47	7894.10	8678.22	8858.53	18002.87	18426.61	0.00	0.00	18002.87	18426.61	18002.87	18426.61	0.00	0.00	18002.87	18426.61	18002.87	18426.61	
18 May 2018	93326.00	93981.00	94636.00	95291.00	95946.00	96601.00	95391.00	145988.00	156973.00	41801.00	42866.00	7804.47	7894.10	8678.22	8858.53	18002.87	18426.61	0.00	0.00	18002.87	18426.61	18002.87	18426.61	0.00	0.00	18002.87	18426.61	18002.87	18426.61	
19 May 2018	101740.00	102395.00	103050.00	103705.00	104360.00	105015.00	95391.00	145988.00	156973.00	41801.00	42866.00	7804.47	7894.10	8678.22	8858.53	18002.87	18426.61	0.00	0.00	18002.87	18426.61	18002.87	18426.61	0.00	0.00	18002.87	18426.61	18002.87	18426.61	
20 May 2018	110154.00	110809.00	111464.00	112119.00	112774.00	113429.00	95391.00	145988.00	156973.00	41801.00	42866.00	7804.47	7894.10	8678.22	8858.53	18002.87	18426.61	0.00	0.00	18002.87	18426.61	18002.87	18426.61	0.00	0.00	18002.87	18426.61	18002.87	18426.61	
21 May 2018	118568.00	119223.00	119878.00	120533.00	121188.00	121843.00	95391.00	145988.00	156973.00	41801.00	42866.00	7804.47	7894.10	8678.22	8858.53	18002.87	18426.61	0.00	0.00	18002.87	18426.61	18002.87	18426.61	0.00	0.00	18002.87	18426.61	18002.87	18426.61	
22 May 2018	127082.00	127737.00	128392.00	129047.00	129702.00	130357.00	95391.00	145988.00	156973.00	41801.00	42866.00	7804.47	7894.10	8678.22	8858.53	18002.87	18426.61	0.00	0.00	18002.87	18426.61	18002.87	18426.61	0.00	0.00	18002.87	18426.61	18002.87	18426.61	
23 May 2018	135596.00	136251.00	136906.00	137561.00	138216.00	138871.00	95391.00	145988.00	156973.00	41801.00	42866.00	7804.47	7894.10	8678.22	8858.53	18002.87	18426.61	0.00	0.00	18002.87	18426.61	18002.87	18426.61	0.00	0.00	18002.87	18426.61	18002.87	18426.61	
24 May 2018	144110.00	144765.00	145420.00	146075.00	146730.00	147385.00	95391.00	145988.00	156973.00	41801.00	42866.00	7804.47	7894.10	8678.22	8858.53	18002.87	18426.61	0.00	0.00	18002.87	18426.61	18002.87	18426.61	0.00	0.00	18002.87	18426.61	18002.87	18426.61	
25 May 2018	152624.00	153279.00	153934.00	154589.00	155244.00	155899.00	95391.00	145988.00	156973.00	41801.00	42866.00	7804.47	7894.10	8678.22	8858.53	18002.87	18426.61	0.00	0.00	18002.87	18426.61	18002.87	18426.61	0.00	0.00	18002.87	18426.61	18002.87	18426.61	
26 May 2018	161138.00	161793.00	162448.00	163103.00	163758.00	164413.00	95391.00	145988.00	156973.00	41801.00	42866.00	7804.47	7894.10	8678.22	8858.53	18002.87	18426.61	0.00	0.00	18002.87	18426.61	18002.87	18426.61	0.00	0.00	18002.87	18426.61	18002.87	18426.61	
27 May 2018	169656.00	170311.00	170966.00	171621.00	172276.00	172931.00	95391.00	145988.00	156973.00	41801.00	42866.00	7804.47	7894.10	8678.22	8858.53	18002.87	18426.61	0.00	0.00	18002.87	18426.61	18002.87	18426.61	0.00	0.00	18002.87	18426.61	18002.87	18426.61	
28 May 2018	178174.00	178829.00	179484.00	180139.00	180794.00	181449.00	95391.00	145988.00	156973.00	41801.00	42866.00	7804.47	7894.10	8678.22	8858.53	18002.87	18426.61	0.00	0.00	18002.87	18426.61	18002.87	18426.61	0.00	0.00	18002.87	18426.61	18002.87	18426.61	
29 May 2018	186712.00	187367.00	188022.00	188677.00	189332.00	189987.00	95391.00	145988.00	156973.00	41801.00	42866.00	7804.47	7894.10	8678.22	8858.53	18002.87	18426.61	0.00	0.00	18002.87	18426.61	18002.87	18426.61	0.00	0.00	18002.87	18426.61	18002.87	18426.61	
30 May 2018	195250.00</																													