



Himachal Pradesh Load Despatch Society
(The Apex Body for Integrated Operation of Power System in HP)
SLDC Complex, Totu, Shimla -171011.

GST No. : 02AAAAAH7757E1ZX

Phone No.: 0177-2837649

Email: sehpsldc@gmail.com

Website:- www.hpsldc.com

No. HPLDS/NOC (Dr. Reddy-II)/SLDC-13/2018-19 -742-45 Dated: 16/5/18

To

The Superintending Engineer,
Operation Circle, HPSEB Ltd.,
Solan.

Sub: Availing power through Open Access by M/s Dr. Reddy Laboratories Ltd.,
Formulation (Plant-II), Village:Mauja Thana Nalagarh Road, Baddi-
173205, Distt. Solan, H.P - Raising bill for April, 2018 thereof along with
Deviation Settlement (UI) charges for March, 2018.

Sir,


With reference to above referred letter on the subject cited, it is intimated that M/s Dr. Reddy Laboratories Ltd., Formulation (Plant-II), Village:Mauja-Thana, Nalagarh Road, Baddi-173205, Distt. Solan, H.P have not availed power through Open Access during the month of April, 2018. The time slot-wise HPSEBL's energy to be billed at HPERC tariff for the period 01.04.2018 to 30.04.2018, cross-subsidy charges and additional surcharges to be billed to the firm for the month of April, 2018 along with the Deviation Settlement (UI) Charges to be reimbursed to the firm for the month of March, 2018 is enclosed as Annex-A.

Further, the details of HPSEBL's energy consumed by the firm which is to be billed at HPERC tariff and the energy availed through Open Access at consumer premises during this period is also attached herewith as Annex-B.

The energy bill to the consumer may, therefore, be issued as per above details. Day wise detailed calculation sheets for the month of April, 2018 have been e-mailed on your e-mail id solan_circle@yahoo.com and se.solan@gmail.com, for your reference and record please.

If any discrepancy is found in the bills, the same may be pointed out within 15 (fifteen) days to this office please, otherwise the details will be deemed final.

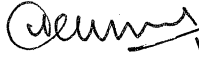
Yours faithfully,


16/05/2018
Chief Engineer,
HPLDS, SLDC Complex,
Totu, Shimla -171011.

DA: As above.

Copy forwarded to the following for information and necessary action, please:

1. The Dy. Chief Engineer (PR & ALDC), Totu, Shimla-171011.
2. The Sr. Executive Engineer, Electrical Division, HPSEB Ltd., Baddi.
3. The Assistant Executive Engineer, Elect. Sub Division, HPSEBL, Baddi.


16/05/2018
Chief Engineer,
HPLDS, SLDC Complex,
Totu, Shimla -171011.

**Energy and Cross-Subsidy Charges w.r.t. M/s Dr.Reddys Laboratories Limited Formulation
Baddi : Plant-II for the month of April, 2018 alongwith Deviation Settlement (UI) charges
for the month of March, 2018**

I) Time slot-wise HPSEBL's energy to be billed at HPERC tariff for the period 01.04.2018 to 30.04.2018 is as under:

Time slot	Energy in kWh	Energy in kVAh
00:00 to 06:00 Hrs. & 22:00 to 24:00 Hrs. (Night Hrs.)	204051.90	204324.00
06:00 to 18:30 Hrs. (Normal Hrs.)	345649.50	346265.10
18:30 to 22:00 Hrs. (Peak Hours)	92938.20	93163.50
Total	642639.60	643752.60

II) Cross Subsidy Charges as per approved MYT (FY-14 to FY 19) by Hon'able HPERC for the month of April, 2018.

Energy drawn in Hours	Energy (kWh)	Amount (Rs.)
Normal @ 0.38 Rs./kWh	0.000	₹ 0.00
Peak @ 0.73 Rs./kWh		₹ 0.00
Peak @ 0.38 Rs./kWh	0.00	₹ 0.00
Night @ 0.38 Rs./kWh	0.000	₹ 0.00
Total	0.00	₹ 0.00

Therefore, Cross-Subsidy to be charged =

₹ 0.00


III) Additional Surcharge as per approved MYT (FY-14 to FY 19) by Hon'able HPERC on Open Access Energy for the month of April, 2018.

a) Open Access Energy (kWh) =	0.00
Additional Surcharge to be charged @ 0.54	
b) Rs./KWh =	₹ 0.00

IV) Deviation Settlement Charges / UI Charges for the month of March, 2018

a) Underdrawl (kWh) =	0.00
b) UD charges to be reimbursed by the firm =	₹ 0.00

* All the charges including E.D to be charged accordingly.


 Chief Engineer, 16/05/2018
 SLDC, HPLDS, Totu, Shimla-11

Energy Abstract w.r.t. Power Purchased through Open Access and HPS&E for Dr. Reddy's Laboratories Limited Formulation Bldg - Phasid for the month of April 2018

Annexure-B

Date	Total Energy				Normal				Peak				Night				Total			
	kWh	kVAh	kWh	kVAh	kWh	kVAh	kWh	kVAh	kWh	kVAh	kWh	kVAh	kWh	kVAh	kWh	kVAh	kWh	kVAh	kWh	kVAh
1 April 2018	7324.20	7327.80	2109.60	2111.70	4647.40	4651.80	14079.00	14091.30	0.00	0.00	0.00	0.00	0.00	0.00	0.00	0.00	0.00	0.00	0.00	0.00
2 April 2018	1486.10	1502.30	3756.30	3763.50	5447.40	5451.60	20689.80	20717.40	0.00	0.00	0.00	0.00	0.00	0.00	0.00	0.00	0.00	0.00	0.00	0.00
3 April 2018	12004.20	12015.30	3708.90	3714.30	7367.40	7374.30	23080.50	23103.90	0.00	0.00	0.00	0.00	0.00	0.00	0.00	0.00	0.00	0.00	0.00	0.00
4 April 2018	12554.40	12710.00	3575.00	3579.60	7440.00	7446.30	22271.10	22296.90	0.00	0.00	0.00	0.00	0.00	0.00	0.00	0.00	0.00	0.00	0.00	0.00
5 April 2018	11688.90	11702.40	3310.50	3314.40	7287.80	7304.10	22287.20	22320.90	0.00	0.00	0.00	0.00	0.00	0.00	0.00	0.00	0.00	0.00	0.00	0.00
6 April 2018	11425.80	11438.10	3647.10	3652.20	7443.60	7450.50	22516.50	22540.80	0.00	0.00	0.00	0.00	0.00	0.00	0.00	0.00	0.00	0.00	0.00	0.00
7 April 2018	9296.40	9302.40	2289.80	2272.20	6211.50	6216.60	17777.70	17791.20	0.00	0.00	0.00	0.00	0.00	0.00	0.00	0.00	0.00	0.00	0.00	0.00
8 April 2018	6272.10	6276.30	1659.30	1659.90	4236.30	4238.40	12167.70	12174.80	0.00	0.00	0.00	0.00	0.00	0.00	0.00	0.00	0.00	0.00	0.00	0.00
9 April 2018	12820.10	12840.50	3435.60	3440.40	6207.90	6215.10	22263.60	22296.00	0.00	0.00	0.00	0.00	0.00	0.00	0.00	0.00	0.00	0.00	0.00	0.00
10 April 2018	12815.90	12861.20	3893.10	3894.30	7341.30	7347.00	23967.60	23994.30	0.00	0.00	0.00	0.00	0.00	0.00	0.00	0.00	0.00	0.00	0.00	0.00
11 April 2018	12843.50	12857.30	3816.20	3821.30	7341.30	7347.00	23967.60	23994.30	0.00	0.00	0.00	0.00	0.00	0.00	0.00	0.00	0.00	0.00	0.00	0.00
12 April 2018	12286.00	12306.90	3590.10	3598.80	8109.90	8121.00	23467.30	23487.70	0.00	0.00	0.00	0.00	0.00	0.00	0.00	0.00	0.00	0.00	0.00	0.00
13 April 2018	12960.00	13011.60	3289.70	3275.70	7151.40	7158.60	23411.10	23445.50	0.00	0.00	0.00	0.00	0.00	0.00	0.00	0.00	0.00	0.00	0.00	0.00
14 April 2018	7693.50	7698.60	2296.30	2286.00	5353.80	5356.80	15333.60	15344.40	0.00	0.00	0.00	0.00	0.00	0.00	0.00	0.00	0.00	0.00	0.00	0.00
15 April 2018	12334.80	12359.70	3664.50	3673.50	5565.80	5571.90	21566.10	21605.10	0.00	0.00	0.00	0.00	0.00	0.00	0.00	0.00	0.00	0.00	0.00	0.00
16 April 2018	12348.80	12414.00	3426.30	3434.10	7362.50	7378.20	24038.10	24096.60	0.00	0.00	0.00	0.00	0.00	0.00	0.00	0.00	0.00	0.00	0.00	0.00
17 April 2018	12385.80	12414.00	3641.40	3650.40	7654.50	7673.70	23681.70	23738.10	0.00	0.00	0.00	0.00	0.00	0.00	0.00	0.00	0.00	0.00	0.00	0.00
18 April 2018	12385.80	12414.00	3641.40	3650.40	7654.50	7673.70	23681.70	23738.10	0.00	0.00	0.00	0.00	0.00	0.00	0.00	0.00	0.00	0.00	0.00	0.00
19 April 2018	13016.10	13049.40	3702.60	3713.40	7953.30	7972.80	24672.90	24735.60	0.00	0.00	0.00	0.00	0.00	0.00	0.00	0.00	0.00	0.00	0.00	0.00
20 April 2018	12311.80	12364.30	3787.10	3807.00	7853.90	7882.20	24471.90	24535.60	0.00	0.00	0.00	0.00	0.00	0.00	0.00	0.00	0.00	0.00	0.00	0.00
21 April 2018	11573.40	11589.60	3096.90	3102.90	7579.50	7596.60	22249.80	22289.10	0.00	0.00	0.00	0.00	0.00	0.00	0.00	0.00	0.00	0.00	0.00	0.00
22 April 2018	10538.10	10552.50	2535.30	2538.00	5534.10	5539.50	18607.50	18630.00	0.00	0.00	0.00	0.00	0.00	0.00	0.00	0.00	0.00	0.00	0.00	0.00
23 April 2018	13961.00	14017.20	3592.20	3606.50	6336.60	6345.30	23914.80	23969.40	0.00	0.00	0.00	0.00	0.00	0.00	0.00	0.00	0.00	0.00	0.00	0.00
24 April 2018	13857.10	13984.50	3572.70	3580.20	7611.90	7628.70	24836.70	24893.40	0.00	0.00	0.00	0.00	0.00	0.00	0.00	0.00	0.00	0.00	0.00	0.00
25 April 2018	13110.10	13336.20	3865.70	3872.60	7598.40	7611.30	24857.40	24920.10	0.00	0.00	0.00	0.00	0.00	0.00	0.00	0.00	0.00	0.00	0.00	0.00
26 April 2018	7315.60	7399.30	360.30	418.80	7703.10	7717.60	18679.00	18605.90	0.00	0.00	0.00	0.00	0.00	0.00	0.00	0.00	0.00	0.00	0.00	0.00
27 April 2018	12773.10	12790.50	720.90	727.50	7697.10	7707.30	21191.10	21225.30	0.00	0.00	0.00	0.00	0.00	0.00	0.00	0.00	0.00	0.00	0.00	0.00
28 April 2018	13383.80	13396.10	3388.50	3397.10	6744.30	6750.00	23969.70	23988.20	0.00	0.00	0.00	0.00	0.00	0.00	0.00	0.00	0.00	0.00	0.00	0.00
29 April 2018	9084.20	9095.10	2579.10	2583.00	5413.50	5416.50	17058.60	17084.60	0.00	0.00	0.00	0.00	0.00	0.00	0.00	0.00	0.00	0.00	0.00	0.00
30 April 2018	11570.70	11590.40	3679.20	3686.70	5984.40	5988.60	21234.30	21265.80	0.00	0.00	0.00	0.00	0.00	0.00	0.00	0.00	0.00	0.00	0.00	0.00
Total	346548.90	346285.10	92938.20	93163.50	204651.90	204324.00	642639.60	643752.60	0.00	0.00	0.00	0.00	0.00	0.00	0.00	0.00	0.00	0.00	0.00	0.00

642639.60 643752.60

Chief Engineer
S.D.C. Head
16/05/2018