



# Himachal Pradesh Load Despatch Society

(The Apex Body for Integrated Operation of Power System in HP)

SLDC Complex, Totu, Shimla -171011.

GST No. : 02AAAAH7757E1ZX

Phone No.: 0177-2837649

Email: [sehpslhc@gmail.com](mailto:sehpslhc@gmail.com)

Website:- [www.hpslhc.com](http://www.hpslhc.com)

No. HPLDS/NOC (BTM)/SLDC-13/2018-19-722-28

Dated: 15/5/18

To

The Superintending Engineer,  
Operation Circle, HPSEB Ltd.,  
Solan.

Sub: Availing power through Open Access by M/s Birla Textile Mills,  
Baddi - Raising bill for April, 2018 thereof along with Deviation  
Settlement (UI) charges for March, 2018.

Sir,


With respect to the subject cited above, it is intimated that M/s Birla Textile Mills, Baddi have availed power through Open Access (IEX & Intra State Bi-Lateral Transactions) during the month of April, 2018. The time slot-wise HPSEBL's energy to be billed at HPERC tariff for the period 01.04.2018 to 30.04.2018, cross-subsidy charges and additional surcharges to be billed to the firm for the month of April, 2018 along with the Deviation Settlement (UI) Charges to be reimbursed to the firm for the month of March, 2018 is enclosed as Annex-A.

Further, the details of HPSEBL's energy consumed by the firm which is to be billed at HPERC tariff and the energy availed through Open Access at consumer premises during this period is also attached herewith as Annex-B.

The energy bill to the consumer may, therefore, be issued as per above details. Day wise detailed calculation sheets for the month of April, 2018 have been e-mailed on your e-mail id [solan\\_circle@yahoo.com](mailto:solan_circle@yahoo.com) and [se.solan@gmail.com](mailto:se.solan@gmail.com), for your reference and record please.

If any discrepancy is found in the bills, the same may be pointed out within 15 (fifteen) days to this office please, otherwise the details will be deemed final.


Yours faithfully,

  
15/05/2018  
Chief Engineer,  
HPLDS, SLDC Complex,  
Totu, Shimla -171011.

DA: As above.

Copy forwarded to the following for information and necessary action, please:

1. The Dy. Chief Engineer (PR & ALDC), Totu, Shimla-171011.
2. The Sr. Executive Engineer, Electrical Division, HPSEB Ltd., Baddi.
3. The Assistant Executive Engineer, Elect. Sub Division, HPSEBL, Baddi

  
15/05/2018  
Chief Engineer,  
HPLDS, SLDC Complex,  
Totu, Shimla -171011.

Energy and Cross-Subsidy Charges w.r.t. M/s Birla Textile Mills, Baddi for the month of April, 2018 alongwith Deviation Settlement (UI) charges for the month of March, 2018

I) Time slot-wise HPSEBL's energy to be billed at HPERC tariff for the period 01.04.2018 to 30.04.2018 is as under:

Time slot	Energy in kWh	Energy in kVAh
00:00 to 06:00 Hrs. & 22:00 to 24:00 Hrs. (Night Hrs.)	2107170.00	2119513.20
06:00 to 18:30 Hrs. (Normal Hrs.)	3343773.60	3364502.40
18:30 to 22:00 Hrs. (Peak Hours)	838845.70	843102.11
Total	6289789.30	6327117.71

II) Cross Subsidy Charges as per approved MYT (FY-14 to FY 19) by Hon'able HPERC for the month of April, 2018.

Energy drawn in Hours	Energy (kWh)	Amount (Rs.)
Normal @ 0.40 Rs./kWh	0.000	₹ 0.00
Peak @ 0.79 Rs./kWh	98133.50	₹ 77,525.47
Peak @ 0.40 Rs./kWh	0.00	₹ 0.00
Night @ 0.40 Rs./kWh	0.000	₹ 0.00
Total	98133.50	₹ 77,525.47
Therefore, Cross-Subsidy to be charged =		₹ 77,525.47


III) Additional Surcharge as per approved MYT (FY-14 to FY 19) by Hon'able HPERC on Open Access Energy for the month of April, 2018.

a) Open Access Energy (kWh) =	98133.50
b) Additional Surcharge to be charged @ 0.54 Rs./kWh =	₹ 52,992.09

IV) Deviation Settlement Charges / UI Charges for the month of March, 2018

a) Underdrawl (kWh) =	0.00
b) UD charges to be reimbursed by the firm =	₹ 0.00

\* All the charges including E.D to be charged accordingly.

  
Chief Engineer,  
SLDC, HPLDS, Totu, Shimla-11

Date	Total Energy				Total				IEX Energy+Intra State Bilateral				HPSEI's Energy				Total			
	kWh	kVAh	kWh	kVAh	kWh	kVAh	kWh	kVAh	kWh	kVAh	kWh	kVAh	kWh	kVAh	kWh	kVAh	kWh	kVAh	kWh	kVAh
1 April 2018	11160.00	11934.80	31859.50	32019.80	70690.80	70255.60	213410.60	214239.60	0.00	0.00	22536.34	22949.43	0.00	0.00	22536.34	22949.43	11160.00	11934.80	31859.50	32019.80
2 April 2018	11021.60	11742.00	31265.40	31948.80	71181.60	71468.80	213435.60	214263.60	0.00	0.00	8182.44	8332.42	0.00	0.00	8182.44	8332.42	11021.60	11742.00	31265.40	31948.80
3 April 2018	11031.60	11705.40	31402.80	31948.20	70911.60	71419.20	213556.40	214342.00	0.00	0.00	2045.61	2083.11	0.00	0.00	2045.61	2083.11	11031.60	11705.40	31402.80	31948.20
4 April 2018	11175.40	11615.60	31268.40	31818.40	70911.60	71419.20	213556.40	214342.00	0.00	0.00	2709.30	2758.96	0.00	0.00	2709.30	2758.96	11175.40	11615.60	31268.40	31818.40
5 April 2018	11159.60	11620.80	31731.60	31899.60	71316.00	71452.80	214447.20	215377.20	0.00	0.00	0.00	0.00	0.00	0.00	0.00	0.00	11159.60	11620.80	31731.60	31899.60
6 April 2018	11004.20	11036.80	30987.20	31111.20	70435.20	70722.00	214747.80	215202.00	0.00	0.00	0.00	0.00	0.00	0.00	0.00	0.00	11004.20	11036.80	30987.20	31111.20
7 April 2018	110791.20	111659.20	30846.00	30936.00	70531.20	70844.00	214988.40	212748.20	0.00	0.00	0.00	0.00	0.00	0.00	0.00	0.00	110791.20	111659.20	30846.00	30936.00
8 April 2018	110359.20	110620.80	31515.60	31944.00	70854.00	70951.20	214948.80	212758.80	0.00	0.00	4091.22	4166.21	0.00	0.00	4091.22	4166.21	110359.20	110620.80	31515.60	31944.00
9 April 2018	110359.20	110620.80	31515.60	31944.00	70854.00	70951.20	214948.80	212758.80	0.00	0.00	0.00	0.00	0.00	0.00	0.00	0.00	110359.20	110620.80	31515.60	31944.00
10 April 2018	110652.00	112274.40	31065.60	31224.00	70964.40	70964.40	213004.80	212342.40	0.00	0.00	2058.20	2095.93	0.00	0.00	2058.20	2095.93	110652.00	112274.40	31065.60	31224.00
11 April 2018	110620.80	112274.40	31155.60	31333.20	70955.20	70965.60	213313.20	212574.40	0.00	0.00	2058.20	2095.93	0.00	0.00	2058.20	2095.93	110620.80	112274.40	31155.60	31333.20
12 April 2018	110620.80	112274.40	31155.60	31333.20	70955.20	70965.60	213313.20	212574.40	0.00	0.00	2058.20	2095.93	0.00	0.00	2058.20	2095.93	110620.80	112274.40	31155.60	31333.20
13 April 2018	112586.40	114231.60	31749.60	32236.80	71710.80	71976.00	215193.60	218445.40	0.00	0.00	6174.61	6287.78	0.00	0.00	6174.61	6287.78	112586.40	114231.60	31749.60	32236.80
14 April 2018	113800.80	114740.40	30978.00	31150.80	70260.00	71013.60	215038.80	216904.80	0.00	0.00	2058.20	2095.93	0.00	0.00	2058.20	2095.93	113800.80	114740.40	30978.00	31150.80
15 April 2018	112713.60	113353.20	31876.80	32154.00	71472.20	71944.80	215876.40	216752.00	0.00	0.00	16874.99	17184.31	0.00	0.00	16874.99	17184.31	112713.60	113353.20	31876.80	32154.00
16 April 2018	111811.20	112552.20	31026.00	31624.00	70867.20	71247.60	214104.00	214936.80	0.00	0.00	0.00	0.00	0.00	0.00	0.00	0.00	111811.20	112552.20	31026.00	31624.00
17 April 2018	112362.40	113177.20	30929.60	31624.00	70867.20	71247.60	214104.00	214936.80	0.00	0.00	0.00	0.00	0.00	0.00	0.00	0.00	112362.40	113177.20	30929.60	31624.00
18 April 2018	112362.40	113177.20	30929.60	31624.00	70867.20	71247.60	214104.00	214936.80	0.00	0.00	0.00	0.00	0.00	0.00	0.00	0.00	112362.40	113177.20	30929.60	31624.00
19 April 2018	112362.40	113177.20	30929.60	31624.00	70867.20	71247.60	214104.00	214936.80	0.00	0.00	0.00	0.00	0.00	0.00	0.00	0.00	112362.40	113177.20	30929.60	31624.00
20 April 2018	112362.40	113177.20	30929.60	31624.00	70867.20	71247.60	214104.00	214936.80	0.00	0.00	0.00	0.00	0.00	0.00	0.00	0.00	112362.40	113177.20	30929.60	31624.00
21 April 2018	111567.60	112871.60	30714.00	31194.00	70389.60	70964.40	213354.40	214417.20	0.00	0.00	0.00	0.00	0.00	0.00	0.00	0.00	111567.60	112871.60	30714.00	31194.00
22 April 2018	111094.80	112320.40	30530.40	31098.40	69714.80	70389.60	213038.40	214184.80	0.00	0.00	0.00	0.00	0.00	0.00	0.00	0.00	111094.80	112320.40	30530.40	31098.40
23 April 2018	110976.40	112320.40	30530.40	31098.40	69714.80	70389.60	213038.40	214184.80	0.00	0.00	0.00	0.00	0.00	0.00	0.00	0.00	110976.40	112320.40	30530.40	31098.40
24 April 2018	113150.40	114416.00	31024.80	31326.00	70244.00	70737.60	214689.80	215722.00	0.00	0.00	0.00	0.00	0.00	0.00	0.00	0.00	113150.40	114416.00	31024.80	31326.00
25 April 2018	113865.20	115272.40	31562.40	31898.40	70244.00	70737.60	214689.80	215722.00	0.00	0.00	632.38	643.98	0.00	0.00	632.38	643.98	113865.20	115272.40	31562.40	31898.40
26 April 2018	113865.20	115272.40	31562.40	31898.40	70244.00	70737.60	214689.80	215722.00	0.00	0.00	0.00	0.00	0.00	0.00	0.00	0.00	113865.20	115272.40	31562.40	31898.40
27 April 2018	113865.20	115272.40	31562.40	31898.40	70244.00	70737.60	214689.80	215722.00	0.00	0.00	0.00	0.00	0.00	0.00	0.00	0.00	113865.20	115272.40	31562.40	31898.40
28 April 2018	113865.20	115272.40	31562.40	31898.40	70244.00	70737.60	214689.80	215722.00	0.00	0.00	0.00	0.00	0.00	0.00	0.00	0.00	113865.20	115272.40	31562.40	31898.40
29 April 2018	113865.20	115272.40	31562.40	31898.40	70244.00	70737.60	214689.80	215722.00	0.00	0.00	0.00	0.00	0.00	0.00	0.00	0.00	113865.20	115272.40	31562.40	31898.40
30 April 2018	113865.20	115272.40	31562.40	31898.40	70244.00	70737.60	214689.80	215722.00	0.00	0.00	0.00	0.00	0.00	0.00	0.00	0.00	113865.20	115272.40	31562.40	31898.40
Total	3345723.60	3364802.40	838979.20	842004.40	2107170.80	2116513.20	6387922.80	6427950.00	0.00	0.00	86133.50	88323.23	0.00	0.00	86133.50	88323.23	3345723.60	3364802.40	838979.20	842004.40

6387922.80 6427950.00

Chief Engineer,  
S.D.C. HPCL'S, P.O. Srinagar-170011  
15/05/2018