



Himachal Pradesh Load Despatch Society
(The Apex Body for Integrated Operation of Power System in HP)
SLDC Complex, Totu, Shimla -171011.

GST No. : 02AAAAH7757E1ZX

Phone No.: 0177-2837649

Email: sehpsldc@gmail.com

Website:- www.hpsldc.com

No. HPLDS/NOC (Ambuja-Suli)/SLDC-13/2018-19-6/0-13

Dated: 8/5/18

To

The Superintending Engineer,
Operation Circle, HPSEB Ltd.,
Solun.

Sub: Availing power through Open Access by M/s Ambuja Cement Ltd.,
Unit- Suli, Darlaghat - Raising bill for April, 2018 thereof along with
Deviation Settlement (UI) charges for March, 2018.

Sir,

With respect to the subject cited above, it is intimated that M/s Ambuja Cement Ltd., Unit- Suli, Darlaghat has availed power through Open Access during the month of April, 2018. The time slot-wise HPSEBL's energy to be billed at HPERC tariff for the period 01.04.2018 to 30.04.2018, cross-subsidy charges and additional surcharges to be billed to the firm for the month of April, 2018 along with the Deviation Settlement (UI) Charges to be reimbursed to the firm for the month of March, 2018 is enclosed as Annex-A.

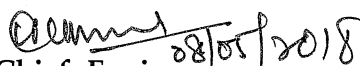
Further, the details of HPSEBL's energy consumed by the firm which is to be billed at HPERC tariff and the energy availed through Open Access at consumer premises during this period is also attached herewith as Annex-B.

The energy bill to the consumer may, therefore, be issued as per above details. Day wise detailed calculation sheets for the month of April, 2018 have been e-mailed on your e-mail id solan_circle@yahoo.com and se.solan@gmail.com, for your reference and record please.

If any discrepancy is found in the bills, the same may be pointed out within 15 (fifteen) days to this office please, otherwise the details will be deemed final.


Yours faithfully,

DA: As above.


Chief Engineer,
HPLDS, SLDC Complex,
Totu, Shimla -171011.

Copy forwarded to the following for information and necessary action, please:

1. The Dy. Chief Engineer (PR & ALDC), Totu, Shimla-171011.
2. The Chief Engineer, Electrical Division, HPSEB Ltd., Arki.
3. The Assistant Executive Engineer, Elect. Sub Division, HPSEBL, Darlaghat.


Chief Engineer,
HPLDS, SLDC Complex,
Totu, Shimla -171011.

Energy, Cross-Subsidy Charges and Wheeling Charges w.r.t. M/s Ambuja Cements Ltd., Suli for the month of April, 2018 alongwith Deviation Settlement (UI) charges for the month of March, 2018

I) Time slot-wise HPSEBL's energy to be billed at HPERC tariff for the period 01.04.2018 to 30.04.2018 is as under:

Time slot	Energy in kWh	Energy in kVAh
00:00 to 06:00 Hrs. & 22:00 to 24:00 Hrs. (Night Hrs.)	4703725.80	4720650.90
06:00 to 18:30 Hrs. (Normal Hrs.)	8102287.80	8146498.80
18:30 to 22:00 Hrs. (Peak Hours)	1468167.86	1474114.34
Total	14274181.46	14341264.04

II) Cross Subsidy Charges as per approved MYT (FY-14 to FY 19) by Hon'able HPERC for the month of April, 2018.

Energy drawn in Hours	Energy (kWh)	Amount (Rs.)
Normal @ 0.36 Rs./kWh	0.00	₹ 0.00
Peak @ 0.79Rs./kWh	342399.6953	₹ 2,70,495.76
Peak @0.36 Rs./kWh	0.00	₹ 0.00
Night @ 0.36 Rs./kWh	0.00	₹ 0.00
Total	342399.70	₹ 2,70,495.76
Therefore, Cross-Subsidy to be charged =		₹ 2,70,495.76


III) Additional Surcharge as per approved MYT (FY-14 to FY 19) by Hon'able HPERC on Open Access Energy for the month of April, 2018.

a) Open Access Energy (kWh) =	342399.70
Additional Surcharge to be charged @ 0.51	
b) Rs./KWh =	₹ 1,74,623.84

IV) Deviation Settlement Charges / UI Charges for the month of March, 2018

a) Underdrawl (kWh) =	393.06
b) UD charges to be reimbursed to the firm =	₹ 425.67

* All the charges including E.D to be charged accordingly.


08/05/2018
Chief Engineer,
SLDC, HPLDS, Totu, Shimla-11



Energy Abstract w/L Power Purchased through Open Access and HPS&L for Ambuja Cement Plant, Sull for the month of April, 2018

Date	Total Energy												IEX Energy/Bilateral												HPS&L's Energy											
	Normal	Peak	Night	Total	Normal	Peak	Night	Total	Normal	Peak	Night	Total	Normal	Peak	Night	Total																				
1 April 2018	323106.60	374981.00	63784.40	169704.20	18271.00	18271.00	18271.00	54961.80	0.00	0.00	0.00	0.00	43404.61	43627.73	0.00	43404.61	323106.60	374981.00	63784.40	169704.20	18271.00	18271.00	18271.00	54961.80	0.00	0.00	0.00	0.00	43404.61	43627.73	0.00	43404.61				
2 April 2018	279227.60	281734.80	48978.40	187028.80	18271.00	18271.00	18271.00	54961.80	0.00	0.00	0.00	0.00	2994.42	3008.47	0.00	2994.42	279227.60	281734.80	48978.40	187028.80	18271.00	18271.00	18271.00	54961.80	0.00	0.00	0.00	0.00	2994.42	3008.47	0.00	2994.42				
3 April 2018	322885.20	324789.40	95719.00	182722.40	18271.00	18271.00	18271.00	54961.80	0.00	0.00	0.00	0.00	5981.14	1003.16	0.00	5981.14	322885.20	324789.40	95719.00	182722.40	18271.00	18271.00	18271.00	54961.80	0.00	0.00	0.00	0.00	5981.14	1003.16	0.00	5981.14				
4 April 2018	292893.30	285938.60	72857.70	182733.80	18271.00	18271.00	18271.00	54961.80	0.00	0.00	0.00	0.00	0.00	0.00	0.00	0.00	0.00	0.00	0.00	0.00	292893.30	285938.60	72857.70	182733.80	18271.00	18271.00	18271.00	54961.80	0.00	0.00	0.00	0.00	0.00	0.00	0.00	0.00
5 April 2018	298771.80	282712.50	67362.30	182738.80	18271.00	18271.00	18271.00	54961.80	0.00	0.00	0.00	0.00	0.00	0.00	0.00	0.00	0.00	0.00	0.00	0.00	298771.80	282712.50	67362.30	182738.80	18271.00	18271.00	18271.00	54961.80	0.00	0.00	0.00	0.00	0.00	0.00	0.00	0.00
6 April 2018	296992.10	292477.20	61238.60	182743.80	18271.00	18271.00	18271.00	54961.80	0.00	0.00	0.00	0.00	0.00	0.00	0.00	0.00	0.00	0.00	0.00	0.00	296992.10	292477.20	61238.60	182743.80	18271.00	18271.00	18271.00	54961.80	0.00	0.00	0.00	0.00	0.00	0.00	0.00	0.00
7 April 2018	279547.20	279547.20	58256.50	182748.80	18271.00	18271.00	18271.00	54961.80	0.00	0.00	0.00	0.00	3067.41	3077.28	0.00	3067.41	279547.20	279547.20	58256.50	182748.80	18271.00	18271.00	18271.00	54961.80	0.00	0.00	0.00	0.00	3067.41	3077.28	0.00	3067.41				
8 April 2018	235956.30	237082.20	85256.50	182753.80	18271.00	18271.00	18271.00	54961.80	0.00	0.00	0.00	0.00	1004.29	1008.33	0.00	1004.29	235956.30	237082.20	85256.50	182753.80	18271.00	18271.00	18271.00	54961.80	0.00	0.00	0.00	0.00	1004.29	1008.33	0.00	1004.29				
9 April 2018	202222.40	202222.40	63013.00	182758.80	18271.00	18271.00	18271.00	54961.80	0.00	0.00	0.00	0.00	2008.57	2016.67	0.00	2008.57	202222.40	202222.40	63013.00	182758.80	18271.00	18271.00	18271.00	54961.80	0.00	0.00	0.00	0.00	2008.57	2016.67	0.00	2008.57				
10 April 2018	231578.40	231578.40	81375.30	182763.80	18271.00	18271.00	18271.00	54961.80	0.00	0.00	0.00	0.00	1004.29	1008.33	0.00	1004.29	231578.40	231578.40	81375.30	182763.80	18271.00	18271.00	18271.00	54961.80	0.00	0.00	0.00	0.00	1004.29	1008.33	0.00	1004.29				
11 April 2018	202222.40	202222.40	63013.00	182768.80	18271.00	18271.00	18271.00	54961.80	0.00	0.00	0.00	0.00	2008.57	2016.67	0.00	2008.57	202222.40	202222.40	63013.00	182768.80	18271.00	18271.00	18271.00	54961.80	0.00	0.00	0.00	0.00	2008.57	2016.67	0.00	2008.57				
12 April 2018	320643.30	320643.30	81375.30	182773.80	18271.00	18271.00	18271.00	54961.80	0.00	0.00	0.00	0.00	1004.29	1008.33	0.00	1004.29	320643.30	320643.30	81375.30	182773.80	18271.00	18271.00	18271.00	54961.80	0.00	0.00	0.00	0.00	1004.29	1008.33	0.00	1004.29				
13 April 2018	304151.10	304151.10	71485.70	182778.80	18271.00	18271.00	18271.00	54961.80	0.00	0.00	0.00	0.00	3887.08	3887.08	0.00	3887.08	304151.10	304151.10	71485.70	182778.80	18271.00	18271.00	18271.00	54961.80	0.00	0.00	0.00	0.00	3887.08	3887.08	0.00	3887.08				
14 April 2018	308193.80	310782.00	72761.80	182783.80	18271.00	18271.00	18271.00	54961.80	0.00	0.00	0.00	0.00	2008.57	2016.67	0.00	2008.57	308193.80	310782.00	72761.80	182783.80	18271.00	18271.00	18271.00	54961.80	0.00	0.00	0.00	0.00	2008.57	2016.67	0.00	2008.57				
15 April 2018	309844.90	311543.70	72313.80	182788.80	18271.00	18271.00	18271.00	54961.80	0.00	0.00	0.00	0.00	4854.90	4854.90	0.00	4854.90	309844.90	311543.70	72313.80	182788.80	18271.00	18271.00	18271.00	54961.80	0.00	0.00	0.00	0.00	4854.90	4854.90	0.00	4854.90				
16 April 2018	298479.00	298479.00	97898.10	182793.80	18271.00	18271.00	18271.00	54961.80	0.00	0.00	0.00	0.00	0.00	0.00	0.00	0.00	0.00	0.00	0.00	0.00	298479.00	298479.00	97898.10	182793.80	18271.00	18271.00	18271.00	54961.80	0.00	0.00	0.00	0.00	0.00	0.00	0.00	0.00
17 April 2018	295872.00	295872.00	94845.20	182798.80	18271.00	18271.00	18271.00	54961.80	0.00	0.00	0.00	0.00	0.00	0.00	0.00	0.00	0.00	0.00	0.00	0.00	295872.00	295872.00	94845.20	182798.80	18271.00	18271.00	18271.00	54961.80	0.00	0.00	0.00	0.00	0.00	0.00	0.00	0.00
18 April 2018	295228.30	295228.30	95013.30	182803.80	18271.00	18271.00	18271.00	54961.80	0.00	0.00	0.00	0.00	3001.49	3016.57	0.00	3001.49	295228.30	295228.30	95013.30	182803.80	18271.00	18271.00	18271.00	54961.80	0.00	0.00	0.00	0.00	3001.49	3016.57	0.00	3001.49				
19 April 2018	305228.30	305228.30	95013.30	182808.80	18271.00	18271.00	18271.00	54961.80	0.00	0.00	0.00	0.00	2028.76	2028.76	0.00	2028.76	305228.30	305228.30	95013.30	182808.80	18271.00	18271.00	18271.00	54961.80	0.00	0.00	0.00	0.00	2028.76	2028.76	0.00	2028.76				
20 April 2018	295228.30	295228.30	95013.30	182813.80	18271.00	18271.00	18271.00	54961.80	0.00	0.00	0.00	0.00	0.00	0.00	0.00	0.00	0.00	0.00	0.00	0.00	295228.30	295228.30	95013.30	182813.80	18271.00	18271.00	18271.00	54961.80	0.00	0.00	0.00	0.00	0.00	0.00	0.00	0.00
21 April 2018	295228.30	295228.30	95013.30	182818.80	18271.00	18271.00	18271.00	54961.80	0.00	0.00	0.00	0.00	0.00	0.00	0.00	0.00	0.00	0.00	0.00	0.00	295228.30	295228.30	95013.30	182818.80	18271.00	18271.00	18271.00	54961.80	0.00	0.00	0.00	0.00	0.00	0.00	0.00	0.00
22 April 2018	137144.70	138441.80	58801.10	182823.80	18271.00	18271.00	18271.00	54961.80	0.00	0.00	0.00	0.00	0.00	0.00	0.00	0.00	0.00	0.00	0.00	0.00	137144.70	138441.80	58801.10	182823.80	18271.00	18271.00	18271.00	54961.80	0.00	0.00	0.00	0.00	0.00	0.00	0.00	0.00
23 April 2018	312447.60	314182.40	88135.10	182828.80	18271.00	18271.00	18271.00	54961.80	0.00	0.00	0.00	0.00	1284.51	1284.51	0.00	1284.51	312447.60	314182.40	88135.10	182828.80	18271.00	18271.00	18271.00	54961.80	0.00	0.00	0.00	0.00	1284.51	1284.51	0.00	1284.51				
24 April 2018	317915.10	318221.80	88234.80	182833.80	18271.00	18271.00	18271.00	54961.80	0.00	0.00	0.00	0.00	0.00	0.00	0.00	0.00	0.00	0.00	0.00	0.00	317915.10	318221.80	88234.80	182833.80	18271.00	18271.00	18271.00	54961.80	0.00	0.00	0.00	0.00	0.00	0.00	0.00	0.00
25 April 2018	28012.90	28012.90	82283.80	182838.80	18271.00	18271.00	18271.00	54961.80	0.00	0.00	0.00	0.00	0.00	0.00	0.00	0.00	0.00	0.00	0.00	0.00	28012.90	28012.90	82283.80	182838.80	18271.00	18271.00	18271.00	54961.80	0.00	0.00	0.00	0.00	0.00	0.00	0.00	0.00
26 April 2018	261897.80	263078.30	67938.00	182843.80	18271.00	18271.00	18271.00	54961.80	0.00	0.00	0.00	0.00	0.00	0.00	0.00	0.00	0.00	0.00	0.00	0.00	261897.80	263078.30	67938.00	182843.80	18271.00	18271.00	18271.00	54961.80	0.00	0.00	0.00	0.00	0.00	0.00	0.00	0.00
27 April 2018	275181.30	275181.30	47628.80	182848.80	18271.00	18271.00	18271.00	54961.80	0.00	0.00	0.00	0.00	1284.51	1284.51	0.00	1284.51	275181.30	275181.30	47628.80	182848.80	18271.00	18271.00	18271.00	54961.80	0.00	0.00	0.00	0.00	1284.51	1284.51	0.00	1284.51				
28 April 2018	272418.10	272418.10	38601.80	182853.80	18271.00	18271.00	18271.00	54961.80	0.00	0.00	0.00	0.00	38378.88	38378.88	0.00	38378.88	272418.10	272418.10	38601.80	182853.80	18271.00	18271.00	18271.00	54961.80	0.00	0.00	0.00	0.00	38378.88	38378.88	0.00	38378.88				
29 April 2018	208059.90	208059.90	58460.10	182858.80	18271.00	18271.00	18271.00	54961.80	0.00	0.00	0.00	0.00	47397.23	47397.23	0.00	47397.23	208059.90	208059.90	58460.10	182858.80	18271.00	18271.00	18271.00	54961.80	0.00	0.00	0.00	0.00	47397.23	47397.23	0.00	47397.23				
30 April 2018	294678.10	294678.10	69438.00	182863.80	18271.00	18271.00	18271.00	54961.80	0.00	0.0																										