



Himachal Pradesh Load Despatch Society
(The Apex Body for Integrated Operation of Power System in HP)
SLDC Complex, Totu, Shimla -171011.

GST No. : 02AAAAH7757E1ZX

Phone No.: 0177-2837649

Email: sehpsldc@gmail.com

Website:- www.hpsldc.com

No. HPLDS/NOC(Ultra Tech)/SLDC-13/2017-18- 174-77

Dated: 7/4/18

To

The Superintending Engineer,
Operation Circle, HPSEB Ltd.,
Solon.

Sub: Availing power through Open Access by M/s Ultra Tech Cement Ltd.,
Unit, Bagheri - Raising bill for March, 2018 thereof along with
Deviation Settlement (UI) charges for February, 2018.

Sir,

With respect to the subject cited above, it is intimated that M/s Ultra Tech Cement Ltd., Unit, Bagheri has availed power through Open Access during the month of March, 2018. The time slot-wise HPSEBL's energy to be billed at HPERC tariff for the period 01.03.2018 to 31.03.2018, cross-subsidy charges, additional surcharges to be billed to the firm for the month of March, 2018 along with the Deviation Settlement (UI) Charges to be reimbursed to the firm for the month of February, 2018 is enclosed as Annex-A.


Further, the details of HPSEBL's energy consumed by the firm which is to be billed at HPERC tariff and the energy availed through Open Access at consumer premises during this period is also attached herewith as Annex-B.

The energy bill to the consumer may, therefore, be issued as per above details. Day wise detailed calculation sheets for the month of March, 2018 have been e-mailed on your e-mail id solan_circle@yahoo.com and se.solan@gmail.com, for your reference and record please.

If any discrepancy is found in the bills, the same may be pointed out within 15 (fifteen) days to this office please, otherwise the details will be deemed final.


Yours faithfully,

DA: As above.


Sr. Executive Engineer,
HPLDS, SLDC Complex,
Totu, Shimla -171011.

Copy forwarded to the following for information and necessary action, please:

1. The Dy. Chief Engineer (PR & ALDC), Totu, Shimla-171011.
2. The Sr. Executive Engineer, Electrical Division, HPSEB Ltd., Nalagarh.
3. The Assistant Executive Engineer, Elect. Sub Division, HPSEBL, Joghon.


Sr. Executive Engineer,
HPLDS, SLDC Complex,
Totu, Shimla -171011.

Energy and Cross-Subsidy Charges w.r.t. M/s Ultra Tech. Cement Ltd., Bagheri for the month of March, 2018 alongwith Deviation Settlement (UI) charges for the month of February, 2017

I) Time slot-wise HPSEBL's energy to be billed at HPERC tariff for the period 01.03.2018 to 31.03.2018 is as under:

Time slot	Energy in kWh	Energy in kVAh
00:00 to 06:00 Hrs. & 22:00 to 24:00 Hrs. (Night Hrs.)	1588543.68	1605681.84
06:00 to 18:30 Hrs. (Normal Hrs.)	2348699.41	2378613.75
18:30 to 22:00 Hrs. (Peak Hours)	637572.94	644496.13
Total	4574816.02	4628791.72

II) Cross Subsidy Charges for the month of March, 2018

Energy drawn in Hours	Energy (kWh)	Amount (Rs.)
Normal @ 0.36 Rs./kWh	0.000	₹ 0.00
Peak @ 0.79 Rs./kWh	67102.769	₹ 53,011.19
Peak @0.36 Rs./kWh	0.000	₹ 0.00
Night @ 0.36 Rs./kWh	0.000	₹ 0.00
Total	67102.77	₹ 53,011.19

Therefore, Cross-Subsidy to be charged from the firm =


₹ 53,011.19

III) Additional Surcharge on Open Access Energy for the month of March, 2018

a) Open Access Energy (kWh) =	67102.77
b) Additional Surcharge to be charged from the firm @ 0.51 Rs./KWh =	₹ 34,222.41

IV) Deviation Settlement Charges / UI Charges for the month of February, 2018

a) Underdrawl (kWh) =	8907.38
b) UD charges to be reimbursed to the firm =	₹ 5,652.64


Sr. Executive Engineer,
SLDC, HPLDS, Totu, Shimla-11



Energy Abstract w.r.t Power Purchased through Open Access and HPSBL for Ultra Tech Cement Ltd. - Report for the month of March 2018

Annex-8

Date	Normal		Peak		Night		Total		Normal		Peak		Night		Total	
	kWh	kVAh	kWh	kVAh	kWh	kVAh	kWh	kVAh	kWh	kVAh	kWh	kVAh	kWh	kVAh	kWh	kVAh
1 March 2018	67857.92	88939.10	2322.83	2944.56	6300.92	6437.35	16449.17	166179.02	0.00	0.00	0.00	0.00	0.00	0.00	0.00	0.00
2 March 2018	3948.18	4442.95	910.70	1034.82	4034.82	4099.92	15464.76	16282.82	0.00	0.00	0.00	0.00	0.00	0.00	0.00	0.00
3 March 2018	7743.11	7837.37	2452.73	2479.19	1491.47	15491.30	116893.23	116804.87	0.00	0.00	0.00	0.00	0.00	0.00	0.00	0.00
4 March 2018	8490.48	8570.16	2389.13	2400.48	5281.82	5595.14	16403.23	165509.75	0.00	0.00	0.00	0.00	0.00	0.00	0.00	0.00
5 March 2018	9387.37	9472.13	2391.44	2416.01	5477.89	5595.14	162560.71	164177.28	0.00	0.00	0.00	0.00	0.00	0.00	0.00	0.00
6 March 2018	21186.24	21653.35	3056.18	3141.75	39171.84	39543.44	143144.26	143008.84	0.00	0.00	0.00	0.00	0.00	0.00	0.00	0.00
7 March 2018	65985.53	66793.08	24427.95	24710.26	54894.63	55463.66	166718.62	167217.86	0.00	0.00	0.00	0.00	0.00	0.00	0.00	0.00
8 March 2018	82511.26	83472.59	23012.73	23950.33	23950.33	24509.51	167282.42	169103.33	0.00	0.00	0.00	0.00	0.00	0.00	0.00	0.00
9 March 2018	88928.56	89943.49	23723.20	24778.13	5334.76	55209.51	167282.42	169103.33	0.00	0.00	0.00	0.00	0.00	0.00	0.00	0.00
10 March 2018	88161.00	89280.28	24504.70	24778.13	1591.35	15789.94	166023.46	169103.33	0.00	0.00	0.00	0.00	0.00	0.00	0.00	0.00
11 March 2018	79442.89	79406.85	15901.35	15789.94	4185.78	4242.21	135801.32	137083.08	0.00	0.00	0.00	0.00	0.00	0.00	0.00	0.00
12 March 2018	83819.25	84639.60	23425.78	23840.08	4749.42	4794.66	165713.35	168381.54	0.00	0.00	0.00	0.00	0.00	0.00	0.00	0.00
13 March 2018	7965.84	7450.18	22925.71	23726.66	5006.39	5043.29	15841.77	158381.54	0.00	0.00	0.00	0.00	0.00	0.00	0.00	0.00
14 March 2018	65459.76	66137.87	2427.15	2473.70	4167.24	4219.70	15941.77	15941.77	0.00	0.00	0.00	0.00	0.00	0.00	0.00	0.00
15 March 2018	79972.12	81068.26	2268.12	2297.94	5298.25	5363.08	16272.59	16370.27	0.00	0.00	0.00	0.00	0.00	0.00	0.00	0.00
16 March 2018	63896.50	64543.06	2268.12	2297.94	5298.25	5363.08	16272.59	16370.27	0.00	0.00	0.00	0.00	0.00	0.00	0.00	0.00
17 March 2018	73864.43	74891.90	2268.12	2297.94	5298.25	5363.08	16272.59	16370.27	0.00	0.00	0.00	0.00	0.00	0.00	0.00	0.00
18 March 2018	73864.43	74891.90	2268.12	2297.94	5298.25	5363.08	16272.59	16370.27	0.00	0.00	0.00	0.00	0.00	0.00	0.00	0.00
19 March 2018	73864.43	74891.90	2268.12	2297.94	5298.25	5363.08	16272.59	16370.27	0.00	0.00	0.00	0.00	0.00	0.00	0.00	0.00
20 March 2018	73864.43	74891.90	2268.12	2297.94	5298.25	5363.08	16272.59	16370.27	0.00	0.00	0.00	0.00	0.00	0.00	0.00	0.00
21 March 2018	73864.43	74891.90	2268.12	2297.94	5298.25	5363.08	16272.59	16370.27	0.00	0.00	0.00	0.00	0.00	0.00	0.00	0.00
22 March 2018	73864.43	74891.90	2268.12	2297.94	5298.25	5363.08	16272.59	16370.27	0.00	0.00	0.00	0.00	0.00	0.00	0.00	0.00
23 March 2018	73864.43	74891.90	2268.12	2297.94	5298.25	5363.08	16272.59	16370.27	0.00	0.00	0.00	0.00	0.00	0.00	0.00	0.00
24 March 2018	73864.43	74891.90	2268.12	2297.94	5298.25	5363.08	16272.59	16370.27	0.00	0.00	0.00	0.00	0.00	0.00	0.00	0.00
25 March 2018	73864.43	74891.90	2268.12	2297.94	5298.25	5363.08	16272.59	16370.27	0.00	0.00	0.00	0.00	0.00	0.00	0.00	0.00
26 March 2018	73864.43	74891.90	2268.12	2297.94	5298.25	5363.08	16272.59	16370.27	0.00	0.00	0.00	0.00	0.00	0.00	0.00	0.00
27 March 2018	73864.43	74891.90	2268.12	2297.94	5298.25	5363.08	16272.59	16370.27	0.00	0.00	0.00	0.00	0.00	0.00	0.00	0.00
28 March 2018	73864.43	74891.90	2268.12	2297.94	5298.25	5363.08	16272.59	16370.27	0.00	0.00	0.00	0.00	0.00	0.00	0.00	0.00
29 March 2018	73864.43	74891.90	2268.12	2297.94	5298.25	5363.08	16272.59	16370.27	0.00	0.00	0.00	0.00	0.00	0.00	0.00	0.00
30 March 2018	73864.43	74891.90	2268.12	2297.94	5298.25	5363.08	16272.59	16370.27	0.00	0.00	0.00	0.00	0.00	0.00	0.00	0.00
31 March 2018	73864.43	74891.90	2268.12	2297.94	5298.25	5363.08	16272.59	16370.27	0.00	0.00	0.00	0.00	0.00	0.00	0.00	0.00
Total	2348698.41	2378137.75	704675.71	712345.24	1588434.86	1601561.84	4641918.78	4639640.83	0.00	0.00	0.00	0.00	0.00	0.00	0.00	0.00

4641918.78 4639640.83

Sr. Executive Engineer,
SLDC, HPSBL, Tolu, Shimla-11