



**Himachal Pradesh Load Despatch Society**  
(The Apex Body for Integrated Operation of Power System in HP)  
SLDC Complex, Totu, Shimla -171011.

GST No. : 02AAAAH7757E1ZX

Phone No.: 0177-2837649

Email: [sehpsldc@gmail.com](mailto:sehpsldc@gmail.com)

Website:- [www.hpsldc.com](http://www.hpsldc.com)

No. HPLDS/NO (Dr. Reddy-I)/SLDC-13/2017-18 - 4262-65 Dated: 16/3/18

To

The Superintending Engineer,  
Operation Circle, HPSEB Ltd.,  
Solan.

**Sub:** Availing power through Open Access by M/s Dr. Reddy Laboratories Ltd.,  
FTO Unit-6 (Plant-I), Village:Khol, Nalagarh Road, Baddi-173205, Distt.  
Solan, H.P - Raising bill for February, 2018 thereof along with Deviation  
Settlement (UI) charges for January, 2018.

Sir,

With reference to above referred letter on the subject cited, it is intimated that M/s Dr. Reddy Laboratories Ltd., FTO Unit-6 (Plant-I), Village:Khol, Nalagarh Road, Baddi-173205, Distt. Solan, H.P has availed power through Open Access during the month of February, 2018. The time slot-wise HPSEBL's energy to be billed at HPERC tariff for the period 01.02.2018 to 28.02.2018, cross-subsidy charges and additional surcharges to be billed to the firm for the month of February, 2018 along with the Deviation Settlement (UI) Charges to be reimbursed to the firm for the month of January, 2018 is enclosed as **Annex-A**.


Further, the details of HPSEBL's energy consumed by the firm which is to be billed at HPERC tariff and the energy availed through Open Access at consumer premises during this period is also attached herewith as **Annex-B**.

The energy bill to the consumer may, therefore, be issued as per above details. Day wise detailed calculation sheets for the month of February, 2018 have been e-mailed on your e-mail id [solan\\_circle@yahoo.com](mailto:solan_circle@yahoo.com) and [se.solan@gmail.com](mailto:se.solan@gmail.com), for your reference and record please.

If any discrepancy is found in the bills, the same may be pointed out within 15 (fifteen) days to this office please, otherwise the details will be deemed final.


Yours faithfully,

DA: As above.

  
Chief Engineer (SLDC),  
HPLDS, SLDC Complex,  
Totu, Shimla -171011.

Copy forwarded to the following for information and necessary action please:

1. The Dy. Chief Engineer (PR & ALDC), Totu, Shimla-171011.
2. The Sr. Executive Engineer, Electrical Division, HPSEB Ltd., Baddi.
3. The Assistant Executive Engineer, Elect. Sub Division, HPSEBL, Baddi.

  
Chief Engineer (SLDC),  
HPLDS, SLDC Complex,  
Totu, Shimla -171011.



**Energy and Cross-Subsidy Charges w.r.t. M/s Dr.Reddys Laboratories Limited Formulation  
Baddi : Plant-I for the month of February, 2018 alongwith Deviation Settlement (UI)  
charges for the month of January, 2017**

I) Time slot-wise HPSEBL's energy to be billed at HPERC tariff for the period 01.02.2018 to 28.02.2018 is as under:

Time slot	Energy in kWh	Energy in kVAh
00:00 to 06:00 Hrs. & 22:00 to 24:00 Hrs. (Night Hrs.)	197190.12	197237.27
06:00 to 18:30 Hrs. (Normal Hrs.)	340610.82	340832.31
18:30 to 22:00 Hrs. (Peak Hours)	92591.41	92623.71
<b>Total</b>	<b>630392.35</b>	<b>630693.29</b>

II) Cross Subsidy Charges as per approved MYT (FY-14 to FY 19) by Hon'able HPERC for the month of February, 2018.

Energy drawn in Hours	Energy (kWh)	Amount (Rs.)
Normal @ 0.38 Rs./kWh	6657.328	₹ 2,529.78
Peak @ 0.74 Rs./kWh	17182.045	₹ 12,714.71
Peak @ 0.38 Rs./kWh	0.00	₹ 0.00
Night @ 0.38 Rs./kWh	31035.559	₹ 11,793.51
<b>Total</b>	<b>54874.93</b>	<b>₹ 27,038.01</b>

Therefore, Cross-Subsidy to be charged = ₹ 27,038.01


III) Additional Surcharge as per approved MYT (FY-14 to FY 19) by Hon'able HPERC on Open Access Energy for the month of February, 2018.

a) Open Access Energy (kWh) =	54874.93
b) Additional Surcharge to be charged @ 0.51 Rs./KWh =	₹ 27,986.22

IV) Deviation Settlement Charges / UI Charges for the month of January, 2018

a) Underdrawl (kWh) =	0.00
b) UD charges to be reimbursed by the firm =	₹ 0.00


\* All the charges including E.D to be charged accordingly.

  
 Chief Engineer  
 SLDC, HPLDS, Totu, Shimla-11

Energy Abstract w.r.t. Power Purchased through Open Access and HPS&L for D.R. Reddy's Laboratories, Limited Formulation Block - Plant-1 for the month of February 2018

Date	Normal		Peak		Night		Total		Normal		Peak		Night		Total		Normal		Peak		Night		Total	
	KWH	KVAH	KWH	KVAH	KWH	KVAH	KWH	KVAH	KWH	KVAH	KWH	KVAH	KWH	KVAH	KWH	KVAH	KWH	KVAH	KWH	KVAH	KWH	KVAH	KWH	KVAH
1 February 2018	1330.80	1332.80	3342.50	3342.50	4129.65	4129.65	8462.50	8462.50	2540.25	2540.25	2470.70	2470.70	2470.70	2470.70	0.00	0.00	0.00	0.00	0.00	0.00	0.00	0.00	0.00	0.00
2 February 2018	1256.20	1256.20	3204.35	3204.35	3832.65	3832.65	7089.55	7089.55	2193.45	2193.45	2193.45	2193.45	2193.45	2193.45	0.00	0.00	0.00	0.00	0.00	0.00	0.00	0.00	0.00	0.00
3 February 2018	1110.24	1110.24	3178.35	3178.35	3178.70	3178.70	6357.00	6357.00	1853.90	1853.90	1853.90	1853.90	1853.90	1853.90	0.00	0.00	0.00	0.00	0.00	0.00	0.00	0.00	0.00	0.00
4 February 2018	8716.50	8716.50	2947.95	2947.95	2948.30	2948.30	11664.80	11664.80	1853.90	1853.90	1853.90	1853.90	1853.90	1853.90	0.00	0.00	0.00	0.00	0.00	0.00	0.00	0.00	0.00	0.00
5 February 2018	1378.75	1378.75	4184.40	4184.40	4184.40	4184.40	8563.15	8563.15	2458.55	2458.55	2458.55	2458.55	2458.55	2458.55	0.00	0.00	0.00	0.00	0.00	0.00	0.00	0.00	0.00	0.00
6 February 2018	1270.00	1270.00	3923.10	3923.10	3923.10	3923.10	7193.10	7193.10	2597.95	2597.95	2597.95	2597.95	2597.95	2597.95	0.00	0.00	0.00	0.00	0.00	0.00	0.00	0.00	0.00	0.00
7 February 2018	1396.00	1396.00	4158.45	4158.45	4158.45	4158.45	8554.45	8554.45	2597.95	2597.95	2597.95	2597.95	2597.95	2597.95	0.00	0.00	0.00	0.00	0.00	0.00	0.00	0.00	0.00	0.00
8 February 2018	1392.80	1392.80	4107.75	4107.75	4107.75	4107.75	8500.55	8500.55	2597.95	2597.95	2597.95	2597.95	2597.95	2597.95	0.00	0.00	0.00	0.00	0.00	0.00	0.00	0.00	0.00	0.00
9 February 2018	1359.85	1359.85	4247.55	4247.55	4247.55	4247.55	8607.40	8607.40	2597.95	2597.95	2597.95	2597.95	2597.95	2597.95	0.00	0.00	0.00	0.00	0.00	0.00	0.00	0.00	0.00	0.00
10 February 2018	1262.35	1262.35	3962.60	3962.60	3962.60	3962.60	8225.55	8225.55	2597.95	2597.95	2597.95	2597.95	2597.95	2597.95	0.00	0.00	0.00	0.00	0.00	0.00	0.00	0.00	0.00	0.00
11 February 2018	962.95	962.95	2870.10	2870.10	2870.10	2870.10	5733.05	5733.05	1962.745	1962.745	1962.745	1962.745	1962.745	1962.745	0.00	0.00	0.00	0.00	0.00	0.00	0.00	0.00	0.00	0.00
12 February 2018	1488.85	1488.85	4275.45	4275.45	4275.45	4275.45	8764.30	8764.30	2597.95	2597.95	2597.95	2597.95	2597.95	2597.95	0.00	0.00	0.00	0.00	0.00	0.00	0.00	0.00	0.00	0.00
13 February 2018	1181.65	1181.65	3082.05	3082.05	3082.05	3082.05	6163.70	6163.70	2417.30	2417.30	2417.30	2417.30	2417.30	2417.30	0.00	0.00	0.00	0.00	0.00	0.00	0.00	0.00	0.00	0.00
14 February 2018	988.05	988.05	2870.10	2870.10	2870.10	2870.10	5745.20	5745.20	1962.745	1962.745	1962.745	1962.745	1962.745	1962.745	0.00	0.00	0.00	0.00	0.00	0.00	0.00	0.00	0.00	0.00
15 February 2018	1371.75	1371.75	4340.25	4340.25	4340.25	4340.25	8712.00	8712.00	2597.95	2597.95	2597.95	2597.95	2597.95	2597.95	0.00	0.00	0.00	0.00	0.00	0.00	0.00	0.00	0.00	0.00
16 February 2018	1362.60	1362.60	4076.55	4076.55	4076.55	4076.55	8439.15	8439.15	2597.95	2597.95	2597.95	2597.95	2597.95	2597.95	0.00	0.00	0.00	0.00	0.00	0.00	0.00	0.00	0.00	0.00
17 February 2018	1093.70	1093.70	3334.55	3334.55	3334.55	3334.55	6268.30	6268.30	2275.15	2275.15	2275.15	2275.15	2275.15	2275.15	0.00	0.00	0.00	0.00	0.00	0.00	0.00	0.00	0.00	0.00
18 February 2018	954.40	954.40	2943.45	2943.45	2943.45	2943.45	5886.90	5886.90	1891.80	1891.80	1891.80	1891.80	1891.80	1891.80	0.00	0.00	0.00	0.00	0.00	0.00	0.00	0.00	0.00	0.00
19 February 2018	1405.70	1405.70	4459.95	4459.95	4459.95	4459.95	8817.65	8817.65	2709.45	2709.45	2709.45	2709.45	2709.45	2709.45	0.00	0.00	0.00	0.00	0.00	0.00	0.00	0.00	0.00	0.00
20 February 2018	1338.45	1338.45	4315.95	4315.95	4315.95	4315.95	8654.40	8654.40	2597.95	2597.95	2597.95	2597.95	2597.95	2597.95	0.00	0.00	0.00	0.00	0.00	0.00	0.00	0.00	0.00	0.00
21 February 2018	1310.50	1310.50	4315.95	4315.95	4315.95	4315.95	8626.45	8626.45	2597.95	2597.95	2597.95	2597.95	2597.95	2597.95	0.00	0.00	0.00	0.00	0.00	0.00	0.00	0.00	0.00	0.00
22 February 2018	1462.80	1462.80	4571.15	4571.15	4571.15	4571.15	9148.00	9148.00	2850.45	2850.45	2850.45	2850.45	2850.45	2850.45	0.00	0.00	0.00	0.00	0.00	0.00	0.00	0.00	0.00	0.00
23 February 2018	1457.80	1457.80	4571.15	4571.15	4571.15	4571.15	9115.65	9115.65	2850.45	2850.45	2850.45	2850.45	2850.45	2850.45	0.00	0.00	0.00	0.00	0.00	0.00	0.00	0.00	0.00	0.00
24 February 2018	1409.85	1409.85	4329.00	4329.00	4329.00	4329.00	8648.85	8648.85	2597.95	2597.95	2597.95	2597.95	2597.95	2597.95	0.00	0.00	0.00	0.00	0.00	0.00	0.00	0.00	0.00	0.00
25 February 2018	9800.10	9800.10	3051.45	3051.45	3051.45	3051.45	12851.55	12851.55	3051.45	3051.45	3051.45	3051.45	3051.45	3051.45	0.00	0.00	0.00	0.00	0.00	0.00	0.00	0.00	0.00	0.00
26 February 2018	9800.10	9800.10	3051.45	3051.45	3051.45	3051.45	12851.55	12851.55	3051.45	3051.45	3051.45	3051.45	3051.45	3051.45	0.00	0.00	0.00	0.00	0.00	0.00	0.00	0.00	0.00	0.00
27 February 2018	14819.75	14819.75	4670.10	4670.10	4670.10	4670.10	19489.85	19489.85	4670.10	4670.10	4670.10	4670.10	4670.10	4670.10	0.00	0.00	0.00	0.00	0.00	0.00	0.00	0.00	0.00	0.00
28 February 2018	15237.45	15237.45	4740.75	4740.75	4740.75	4740.75	19978.20	19978.20	4740.75	4740.75	4740.75	4740.75	4740.75	4740.75	0.00	0.00	0.00	0.00	0.00	0.00	0.00	0.00	0.00	0.00
Total	347388.15	347388.15	109773.45	109773.45	109822.95	109822.95	228222.60	228222.60	65293.20	65293.20	65293.15	65293.15	65293.15	65293.15	6657.23	6657.23	6653.99	6653.99	171820.04	171820.04	171820.04	171820.04	31025.58	31025.58

68397.20 68563.15

  
 Charan Kumar  
 SDC, HPS&L, Annam - 512011