



Himachal Pradesh Load Despatch Society
(The Apex Body for Integrated Operation of Power System in HP)
SLDC Complex, Totu, Shimla -171011.

GST No. : 02AAAAH7757E1ZX

Phone No.: 0177-2837649

Email: sehpslhc@gmail.com

Website:- www.hpslhc.com

No. HPLDS/NOC (BTM)/SLDC-13/2017-18 - 2968 - 71

Dated: 13/3/18

To

The Superintending Engineer,
Operation Circle, HPSEB Ltd.,
Solun.

Sub: Availing power through Open Access by M/s Birla Textile Mills, Baddi - Raising bill for February, 2018 thereof along with Deviation Settlement (UI) charges for January, 2018.

Sir,

With respect to the subject cited above, it is intimated that M/s Birla Textile Mills, Baddi has availed power through Open Access (IEX & Intra State Bi-Lateral Transactions) during the month of February, 2018. The time slot-wise HPSEBL's energy to be billed at HPERC tariff for the period 01.02.2018 to 28.02.2018, cross-subsidy charges and additional surcharges to be billed to the firm for the month of February, 2018 along with the Deviation Settlement (UI) Charges to be reimbursed to the firm for the month of January, 2018 is enclosed as Annex-A.


Further, the details of HPSEBL's energy consumed by the firm which is to be billed at HPERC tariff and the energy availed through Open Access at consumer premises during this period is also attached herewith as Annex-B.

The energy bill to the consumer may, therefore, be issued as per above details. Day wise detailed calculation sheets for the month of February, 2018 have been e-mailed on your e-mail id solan_circle@yahoo.com and se.solun@gmail.com, for your reference and record please.

If any discrepancy is found in the bills, the same may be pointed out within 15 (fifteen) days to this office please, otherwise the details will be deemed final.


Yours faithfully,

DA: As above.


Chief Engineer (SLDC),
HPLDS, SLDC Complex,
Totu, Shimla -171011.

Copy forwarded to the following for information and necessary action, please:

1. The Dy. Chief Engineer (PR & ALDC), Totu, Shimla-171011.
2. The Sr. Executive Engineer, Electrical Division, HPSEB Ltd., Baddi.
3. The Assistant Executive Engineer, Elect. Sub Division, HPSEBL, Baddi


Chief Engineer (SLDC),
HPLDS, SLDC Complex,
Totu, Shimla -171011.

Energy and Cross-Subsidy Charges w.r.t. M/s Birla Textile Mills, Baddi for the month of February, 2018 alongwith Deviation Settlement (UI) charges for the month of January, 2017

I) Time slot-wise HPSEBL's energy to be billed at HPERC tariff for the period 01.02.2018 to 28.02.2018 is as under:

Time slot	Energy in kWh	Energy in kVAh
00:00 to 06:00 Hrs. & 22:00 to 24:00 Hrs. (Night Hrs.)	1435174.58	1442545.98
06:00 to 18:30 Hrs. (Normal Hrs.)	2977932.63	2994609.51
18:30 to 22:00 Hrs. (Peak Hours)	436923.89	439648.06
Total	4850031.10	4876803.55

II) Cross Subsidy Charges as per approved MYT (FY-14 to FY 19) by Hon'able HPERC for the month of February, 2018.

Energy drawn in Hours	Energy (kWh)	Amount (Rs.)
Normal @ 0.36 Rs./kWh	100678.169	₹ 36,244.14
Peak @ 0.79 Rs./kWh	436293.765	₹ 3,44,672.07
Peak @ 0.36 Rs./kWh	0.00	₹ 0.00
Night @ 0.36 Rs./kWh	538420.992	₹ 1,93,831.56
Total	1075392.93	₹ 5,74,747.77
Therefore, Cross-Subsidy to be charged =		₹ 5,74,747.77


III) Additional Surcharge as per approved MYT (FY-14 to FY 19) by Hon'able HPERC on Open Access Energy for the month of February, 2018.

a) Open Access Energy (kWh) =	1075392.93
b) Additional Surcharge to be charged @ 0.51 Rs./KWh =	₹ 5,48,450.39

IV) Deviation Settlement Charges / UI Charges for the month of January, 2018

a) Underdrawl (kWh) =	3798.96
b) UD charges to be reimbursed by the firm =	₹ 1,724.37

* All the charges including E.D to be charged accordingly.


 Chief Engineer
 SLDC, HPLDS, Totu, Shimla-11

Energy Abstract w/ 1: Power Purchased through Open Access and HPERB for Bina Textile Mills Ltd. Based for the month of February, 2018

Date	Normal		Peak		Night		Total		Normal		Peak		Night		Total		Normal		Peak		Night		Total	
	kWh	kVAh	kWh	kVAh	kWh	kVAh	kWh	kVAh	kWh	kVAh	kWh	kVAh	kWh	kVAh	kWh	kVAh	kWh	kVAh	kWh	kVAh	kWh	kVAh	kWh	kVAh
1 February 2018	11502.00	11605.60	3255.60	3285.60	2365.60	2395.60	2193.20	2219.60	0.00	0.00	405.34	407.69	3462.02	3656.24	40513.35	40716.94	11502.00	11605.60	2664.26	2733.91	3661.16	3687.85	18407.65	
2 February 2018	11382.00	11471.80	3202.80	3232.80	2316.80	2346.80	2187.20	2212.80	0.00	0.00	2228.24	2258.24	4650.36	4824.48	6827.70	6927.80	11382.00	11471.80	9870.06	9943.28	25022.04	2525.22	14872.50	
3 February 2018	11650.80	11751.00	3262.40	3311.80	2346.80	2396.00	2227.60	2276.80	0.00	0.00	2294.32	2343.72	4051.35	4076.94	6482.17	6547.10	11650.80	11751.00	11348.35	11402.48	4483.05	4538.13	15962.20	
4 February 2018	11787.60	11897.20	3283.60	3337.60	2376.80	2430.80	2258.00	2317.60	0.00	0.00	6084.56	6115.14	34478.17	34652.44	4058.17	4076.94	11787.60	11897.20	11352.60	11407.72	4676.94	4732.02	15862.50	
5 February 2018	11709.00	11799.60	3315.20	3364.40	2406.80	2456.00	2289.20	2348.40	0.00	0.00	1825.48	1834.65	3650.26	3660.51	4684.28	4694.53	11709.00	11799.60	11359.80	11414.96	4801.63	4856.71	15810.63	
6 February 2018	11651.00	11696.00	3304.40	3353.60	2392.80	2442.00	2292.80	2342.00	0.00	0.00	6084.56	6115.14	34478.17	34652.44	4058.17	4076.94	11651.00	11696.00	11363.00	11418.16	4801.63	4856.71	15810.63	
7 February 2018	11611.20	11696.40	3249.60	3298.80	2382.40	2431.60	2292.80	2342.00	0.00	0.00	6084.56	6115.14	34478.17	34652.44	4058.17	4076.94	11611.20	11696.40	11366.20	11421.36	4801.63	4856.71	15810.63	
8 February 2018	11592.00	11687.20	3189.20	3238.40	2372.80	2422.00	2282.80	2332.00	0.00	0.00	6084.56	6115.14	34478.17	34652.44	4058.17	4076.94	11592.00	11687.20	11369.40	11424.56	4801.63	4856.71	15810.63	
9 February 2018	11452.80	11548.00	3160.80	3210.00	2363.20	2412.40	2272.80	2322.00	0.00	0.00	6084.56	6115.14	34478.17	34652.44	4058.17	4076.94	11452.80	11548.00	11372.60	11427.76	4801.63	4856.71	15810.63	
10 February 2018	11369.60	11464.80	3132.40	3181.60	2353.60	2402.80	2262.80	2312.00	0.00	0.00	6084.56	6115.14	34478.17	34652.44	4058.17	4076.94	11369.60	11464.80	11375.80	11431.96	4801.63	4856.71	15810.63	
11 February 2018	11306.80	11402.00	3104.00	3153.20	2344.00	2393.20	2252.80	2302.00	0.00	0.00	6084.56	6115.14	34478.17	34652.44	4058.17	4076.94	11306.80	11402.00	11379.00	11435.12	4801.63	4856.71	15810.63	
12 February 2018	11224.00	11319.20	3075.60	3124.80	2334.40	2383.60	2242.80	2292.00	0.00	0.00	6084.56	6115.14	34478.17	34652.44	4058.17	4076.94	11224.00	11319.20	11382.20	11438.28	4801.63	4856.71	15810.63	
13 February 2018	11141.20	11236.40	3047.20	3096.40	2324.80	2374.00	2232.80	2282.00	0.00	0.00	6084.56	6115.14	34478.17	34652.44	4058.17	4076.94	11141.20	11236.40	11385.40	11441.44	4801.63	4856.71	15810.63	
14 February 2018	11058.40	11163.60	3018.80	3068.00	2315.20	2364.40	2222.80	2272.00	0.00	0.00	6084.56	6115.14	34478.17	34652.44	4058.17	4076.94	11058.40	11163.60	11388.60	11444.60	4801.63	4856.71	15810.63	
15 February 2018	10975.60	11080.80	3000.00	3049.20	2305.60	2354.80	2212.80	2262.00	0.00	0.00	6084.56	6115.14	34478.17	34652.44	4058.17	4076.94	10975.60	11080.80	11391.80	11447.84	4801.63	4856.71	15810.63	
16 February 2018	10892.80	11008.00	2981.20	3030.40	2296.00	2345.20	2202.80	2252.00	0.00	0.00	6084.56	6115.14	34478.17	34652.44	4058.17	4076.94	10892.80	11008.00	11395.00	11451.00	4801.63	4856.71	15810.63	
17 February 2018	10810.00	10935.20	2962.40	3011.60	2286.40	2335.60	2192.80	2242.00	0.00	0.00	6084.56	6115.14	34478.17	34652.44	4058.17	4076.94	10810.00	10935.20	11398.20	11454.24	4801.63	4856.71	15810.63	
18 February 2018	10727.20	10852.40	2943.60	2992.80	2276.80	2326.00	2182.80	2232.00	0.00	0.00	6084.56	6115.14	34478.17	34652.44	4058.17	4076.94	10727.20	10852.40	11401.40	11457.44	4801.63	4856.71	15810.63	
19 February 2018	10644.40	10769.60	2924.80	2974.00	2267.20	2316.40	2172.80	2222.00	0.00	0.00	6084.56	6115.14	34478.17	34652.44	4058.17	4076.94	10644.40	10769.60	11404.60	11460.68	4801.63	4856.71	15810.63	
20 February 2018	10561.60	10686.80	2906.00	2955.20	2257.60	2306.80	2162.80	2212.00	0.00	0.00	6084.56	6115.14	34478.17	34652.44	4058.17	4076.94	10561.60	10686.80	11407.80	11463.92	4801.63	4856.71	15810.63	
21 February 2018	10478.80	10608.00	2887.20	2936.40	2248.00	2297.20	2152.80	2202.00	0.00	0.00	6084.56	6115.14	34478.17	34652.44	4058.17	4076.94	10478.80	10608.00	11411.00	11467.16	4801.63	4856.71	15810.63	
22 February 2018	10396.00	10527.20	2868.40	2917.60	2238.40	2287.60	2142.80	2192.00	0.00	0.00	6084.56	6115.14	34478.17	34652.44	4058.17	4076.94	10396.00	10527.20	11414.20	11470.40	4801.63	4856.71	15810.63	
23 February 2018	10313.20	10448.40	2849.60	2898.80	2228.80	2278.00	2132.80	2182.00	0.00	0.00	6084.56	6115.14	34478.17	34652.44	4058.17	4076.94	10313.20	10448.40	11417.40	11473.64	4801.63	4856.71	15810.63	
24 February 2018	10230.40	10365.60	2830.80	2880.00	2219.20	2268.40	2122.80	2172.00	0.00	0.00	6084.56	6115.14	34478.17	34652.44	4058.17	4076.94	10230.40	10365.60	11420.60	11476.88	4801.63	4856.71	15810.63	
25 February 2018	10147.60	10282.80	2812.00	2861.20	2209.60	2258.80	2112.80	2162.00	0.00	0.00	6084.56	6115.14	34478.17	34652.44	4058.17	4076.94	10147.60	10282.80	11423.80	11480.32	4801.63	4856.71	15810.63	
26 February 2018	10064.80	10200.00	2793.20	2842.40	2200.00	2249.20	2102.80	2152.00	0.00	0.00	6084.56	6115.14	34478.17	34652.44	4058.17	4076.94	10064.80	10200.00	11427.00	11483.76	4801.63	4856.71	15810.63	
27 February 2018	9982.00	10117.20	2774.40	2823.60	2190.40	2239.60	2092.80	2142.00	0.00	0.00	6084.56	6115.14	34478.17	34652.44	4058.17	4076.94	9982.00	10117.20	11430.20	11487.20	4801.63	4856.71	15810.63	
28 February 2018	9899.20	10034.40	2755.60	2804.80	2180.80	2229.60	2082.80	2132.00	0.00	0.00	6084.56	6115.14	34478.17	34652.44	4058.17	4076.94	9899.20	10034.40	11433.40	11490.64	4801.63	4856.71	15810.63	
Total	30789.00	30973.50	89121.60	91406.80	67354.80	69640.00	63213.20	65508.40	0.00	0.00	43263.76	43486.20	534128.63	541128.63	107532.83	108079.83	297793.63	298469.51	43923.88	43984.06	143517.68	144282.93	483031.10	

591235.60 593465.20

Handwritten signature and stamp: SDC HRD's Stamp - 17/01/18