

Himachal Pradesh Load Despatch Society
(The Apex Body for Integrated Operation of Power System in HP)
SLDC Complex, Totu, Shimla -171011.

GST No. : 02AAAAAH7757E1ZX

Phone No.: 0177-2837649

Email: sehpsldc@gmail.com

Website:- www.hpsldc.com

No. HPLDS/NOC (ACC)/SLDC-13/2017-18-2887-90

Dated: 9/3/18

To

The Superintending Engineer,
Operation Circle, HPSEB Ltd.,
Bilaspur.

Sub: Availing power through Open Access by M/s ACC Ltd., Gagal Cement Works, Barmana - Raising bill for February, 2018 thereof along with Deviation Settlement (UI) charges for January, 2018.

Sir,

With respect to the subject cited above, it is intimated that M/s ACC Ltd., Gagal Cement Works, Barmana has availed power through Open Access (IEX only) during the month of February, 2018. The time slot-wise HPSEBL's energy to be billed at HPERC tariff for the period 01.02.2018 to 28.02.2018, cross-subsidy charges and additional surcharges to be billed to the firm for the month of February, 2018 along with the Deviation Settlement (UI) Charges to be reimbursed to the firm for the month of January, 2018 is enclosed as Annex-A.


Further, the details of HPSEBL's energy consumed by the firm which is to be billed at HPERC tariff and the energy availed through Open Access at consumer premises during this period is also attached herewith as Annex-B.

The energy bill to the consumer may, therefore, be issued as per above details. Day wise detailed calculation sheets for the month of February, 2018 have been e-mailed on your e-mail id seopbilaspur@hotmail.com and esd1ae@gmail.com, for your reference and record please.

If any discrepancy is found in the bills, the same may be pointed out within 15 (fifteen) days to this office please, otherwise the details will be deemed final.


Yours faithfully,

DA: As above.


Chief Engineer (SLDC),
HPLDS, SLDC Complex,
Totu, Shimla.-171011.

Copy forwarded to the following for information and necessary action, please:

1. The Dy. Chief Engineer (PR & ALDC), Totu, Shimla-171011.
2. The Sr. Executive Engineer, Electrical Division, HPSEB Ltd., Bilaspur.
3. The Assistant Executive Engineer, Elect. Sub Division-1, HPSEBL, Bilaspur.


Chief Engineer (SLDC),
HPLDS, SLDC Complex,
Totu, Shimla -171011.

Energy and Cross-Subsidy Charges w.r.t. M/s ACC Ltd., Gagal Cement Works, Barmana for the month of February, 2018 alongwith Deviation Settlement (UI) charges for the month of January, 2018

I) Time slot-wise HPSEBL's energy to be billed at HPERC tariff for the period 01.02.2018 to 28.02.2018 is as under:

Time slot	Energy in kWh	Energy in kVAh
00:00 to 06:00 Hrs. & 22:00 to 24:00 Hrs. (Night Hrs.)	4918399.17	5052758.20
06:00 to 18:30 Hrs. (Normal Hrs.)	9587832.53	9834333.13
18:30 to 22:00 Hrs. (Peak Hours)	1456082.32	1494515.58
Total	15962314.02	16381606.91

II) Cross Subsidy Charges as per approved MYT (FY-14 to FY 19) by Hon'able HPERC for the month of February, 2018.

Energy drawn in Hours	Energy (kWh)	Amount (Rs.)
Normal @ 0.36 Rs./kWh	433316.465	₹ 1,55,993.93
Peak @ 0.79 Rs./kWh	1333389.200	₹ 10,53,377.47
Peak @ 0.36 Rs./kWh	0.000000	₹ 0.00
Night @ 0.36 Rs./kWh	1836833.576	₹ 6,61,260.09
Total	3603539.24	₹ 18,70,631.48

Therefore, Cross-Subsidy to be charged =

₹ 18,70,631.48

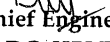
III) Additional Surcharge as per approved MYT (FY-14 to FY 19) by Hon'able HPERC on Open Access Energy for the month of February, 2018.

a) Open Access Energy (kWh) =	3603539.24
b) Additional Surcharge to be charged @ 0.51 Rs./KWh =	₹ 18,37,805.01

IV) Deviation Settlement Charges / UI Charges for the month of January, 2018

a) Underdrawl (kWh) =	146447.12
b) UD charges to be reimbursed to the firm =	₹ 2,14,403.09

* All the charges including E.D to be charged accordingly.


 *Chief Engineer
 SLDC, HPLDS, Totu, Shimla-11

Energy Abstract W/L Power Purchased through Open Access and HPS&L for Acc. Barnaba for the month of February 2018

Date	Total Energy											Ex Energy-Subtotal											HPS&L's Energy										
	Normal	Peak	Night	Total	Normal	Peak	Night	Total	Normal	Peak	Night	Total	Normal	Peak	Night	Total	Normal	Peak	Night	Total													
1 February 2018	38987.00	43358.00	10624.00	213569.00	28297.00	77885.00	81512.00	81512.00	0.00	0.00	0.00	0.00	0.00	0.00	0.00	0.00	0.00	0.00	0.00	0.00	0.00												
2 February 2018	38385.00	40564.00	10564.00	213569.00	29744.00	77283.00	81512.00	81512.00	1328.75	1328.75	1328.75	1328.75	0.00	0.00	0.00	0.00	0.00	0.00	0.00	0.00	0.00												
3 February 2018	38124.00	38514.00	10381.00	213569.00	28267.00	77283.00	81512.00	81512.00	3461.00	3461.00	3461.00	3461.00	0.00	0.00	0.00	0.00	0.00	0.00	0.00	0.00	0.00												
4 February 2018	34421.00	35414.00	89736.00	213569.00	28267.00	77283.00	81512.00	81512.00	2232.44	2232.44	2232.44	2232.44	0.00	0.00	0.00	0.00	0.00	0.00	0.00	0.00	0.00												
5 February 2018	34484.00	35414.00	89736.00	213569.00	28267.00	77283.00	81512.00	81512.00	6777.88	6777.88	6777.88	6777.88	0.00	0.00	0.00	0.00	0.00	0.00	0.00	0.00	0.00												
6 February 2018	34484.00	35414.00	89736.00	213569.00	28267.00	77283.00	81512.00	81512.00	6777.88	6777.88	6777.88	6777.88	0.00	0.00	0.00	0.00	0.00	0.00	0.00	0.00	0.00												
7 February 2018	34484.00	35414.00	89736.00	213569.00	28267.00	77283.00	81512.00	81512.00	6777.88	6777.88	6777.88	6777.88	0.00	0.00	0.00	0.00	0.00	0.00	0.00	0.00	0.00												
8 February 2018	34484.00	35414.00	89736.00	213569.00	28267.00	77283.00	81512.00	81512.00	6777.88	6777.88	6777.88	6777.88	0.00	0.00	0.00	0.00	0.00	0.00	0.00	0.00	0.00												
9 February 2018	34484.00	35414.00	89736.00	213569.00	28267.00	77283.00	81512.00	81512.00	6777.88	6777.88	6777.88	6777.88	0.00	0.00	0.00	0.00	0.00	0.00	0.00	0.00	0.00												
10 February 2018	34484.00	35414.00	89736.00	213569.00	28267.00	77283.00	81512.00	81512.00	6777.88	6777.88	6777.88	6777.88	0.00	0.00	0.00	0.00	0.00	0.00	0.00	0.00	0.00												
11 February 2018	34484.00	35414.00	89736.00	213569.00	28267.00	77283.00	81512.00	81512.00	6777.88	6777.88	6777.88	6777.88	0.00	0.00	0.00	0.00	0.00	0.00	0.00	0.00	0.00												
12 February 2018	34484.00	35414.00	89736.00	213569.00	28267.00	77283.00	81512.00	81512.00	6777.88	6777.88	6777.88	6777.88	0.00	0.00	0.00	0.00	0.00	0.00	0.00	0.00	0.00												
13 February 2018	34484.00	35414.00	89736.00	213569.00	28267.00	77283.00	81512.00	81512.00	6777.88	6777.88	6777.88	6777.88	0.00	0.00	0.00	0.00	0.00	0.00	0.00	0.00	0.00												
14 February 2018	34484.00	35414.00	89736.00	213569.00	28267.00	77283.00	81512.00	81512.00	6777.88	6777.88	6777.88	6777.88	0.00	0.00	0.00	0.00	0.00	0.00	0.00	0.00	0.00												
15 February 2018	34484.00	35414.00	89736.00	213569.00	28267.00	77283.00	81512.00	81512.00	6777.88	6777.88	6777.88	6777.88	0.00	0.00	0.00	0.00	0.00	0.00	0.00	0.00	0.00												
16 February 2018	34484.00	35414.00	89736.00	213569.00	28267.00	77283.00	81512.00	81512.00	6777.88	6777.88	6777.88	6777.88	0.00	0.00	0.00	0.00	0.00	0.00	0.00	0.00	0.00												
17 February 2018	34484.00	35414.00	89736.00	213569.00	28267.00	77283.00	81512.00	81512.00	6777.88	6777.88	6777.88	6777.88	0.00	0.00	0.00	0.00	0.00	0.00	0.00	0.00	0.00												
18 February 2018	34484.00	35414.00	89736.00	213569.00	28267.00	77283.00	81512.00	81512.00	6777.88	6777.88	6777.88	6777.88	0.00	0.00	0.00	0.00	0.00	0.00	0.00	0.00	0.00												
19 February 2018	34484.00	35414.00	89736.00	213569.00	28267.00	77283.00	81512.00	81512.00	6777.88	6777.88	6777.88	6777.88	0.00	0.00	0.00	0.00	0.00	0.00	0.00	0.00	0.00												
20 February 2018	34484.00	35414.00	89736.00	213569.00	28267.00	77283.00	81512.00	81512.00	6777.88	6777.88	6777.88	6777.88	0.00	0.00	0.00	0.00	0.00	0.00	0.00	0.00	0.00												
21 February 2018	34484.00	35414.00	89736.00	213569.00	28267.00	77283.00	81512.00	81512.00	6777.88	6777.88	6777.88	6777.88	0.00	0.00	0.00	0.00	0.00	0.00	0.00	0.00	0.00												
22 February 2018	34484.00	35414.00	89736.00	213569.00	28267.00	77283.00	81512.00	81512.00	6777.88	6777.88	6777.88	6777.88	0.00	0.00	0.00	0.00	0.00	0.00	0.00	0.00	0.00												
23 February 2018	34484.00	35414.00	89736.00	213569.00	28267.00	77283.00	81512.00	81512.00	6777.88	6777.88	6777.88	6777.88	0.00	0.00	0.00	0.00	0.00	0.00	0.00	0.00	0.00												
24 February 2018	34484.00	35414.00	89736.00	213569.00	28267.00	77283.00	81512.00	81512.00	6777.88	6777.88	6777.88	6777.88	0.00	0.00	0.00	0.00	0.00	0.00	0.00	0.00	0.00												
25 February 2018	34484.00	35414.00	89736.00	213569.00	28267.00	77283.00	81512.00	81512.00	6777.88	6777.88	6777.88	6777.88	0.00	0.00	0.00	0.00	0.00	0.00	0.00	0.00	0.00												
26 February 2018	34484.00	35414.00	89736.00	213569.00	28267.00	77283.00	81512.00	81512.00	6777.88	6777.88	6777.88	6777.88	0.00	0.00	0.00	0.00	0.00	0.00	0.00	0.00	0.00												
27 February 2018	34484.00	35414.00	89736.00	213569.00	28267.00	77283.00	81512.00	81512.00	6777.88	6777.88	6777.88	6777.88	0.00	0.00	0.00	0.00	0.00	0.00	0.00	0.00	0.00												
28 February 2018	34484.00	35414.00	89736.00	213569.00	28267.00	77283.00	81512.00	81512.00	6777.88	6777.88	6777.88	6777.88	0.00	0.00	0.00	0.00	0.00	0.00	0.00	0.00	0.00												
Total	1027145.00	1027737.00	278231.00	879094.00	832452.00	1925440.00	2002037.00	43316.47	44393.37	133389.29	133883.84	133883.84	133883.84	0.00	0.00	0.00	0.00	0.00	0.00	0.00	0.00												

1973466.00 2002037.00

Chief Engineer
SDC PHUS, Cebu, Sulu, 71011