



Himachal Pradesh Load Despatch Society
(The Apex Body for Integrated Operation of Power System in HP)
SLDC Complex, Totu, Shimla -171011.

GST No. : 02AAAAH7757E1ZX

Phone No.: 0177-2837649

Email: sehpslhc@gmail.com

Website:- www.hpslhc.com

No. HPLDS/NOC (Ambuja-Rauri)/SLDC-13/2017-18 - 2405-08 Dated: 9/02/18

To

The Superintending Engineer,
Operation Circle, HPSEB Ltd.,
Solun.

Sub: Availing power through Open Access by M/s Ambuja Cement Ltd., Unit-Rauri, Darlaghat - Raising Revised bill for January, 2018 thereof along with Deviation Settlement (UI) charges for December, 2017.

Ref:- Your office letter No. DES/ G-6/ 2017-2018-1082-83 dated-09.02.2018
Sir,

With reference to above referred letter on the subject cited, it is intimated that M/s Ambuja Cement Ltd., Unit- Rauri, Darlaghat has availed power through Open Access during the month of January, 2018. The time slot-wise HPSEBL's energy to be billed at HPERC tariff for the period 01.01.2018 to 31.01.2018, cross-subsidy charges and additional surcharges to be billed to the firm for the month of January, 2018 along with the Deviation Settlement (UI) Charges to be reimbursed to the firm for the month of December, 2017 is enclosed as **Annex-A**.


Further, the details of HPSEBL's energy consumed by the firm which is to be billed at HPERC tariff and the energy availed through Open Access at consumer premises during this period is also attached herewith as **Annex-B**.

The energy bill to the consumer may, therefore, be issued as per above details. Day wise detailed calculation sheets for the month of January, 2018 have been e-mailed on your e-mail id solan_circle@yahoo.com and se.solan@gmail.com, for your reference and record please.

If any discrepancy is found in the bills, the same may be pointed out within 15 (fifteen) days to this office please, otherwise the details will be deemed final.


Yours faithfully,

DA: As above.


Chief Engineer (SLDC),
HPLDS, SLDC Complex,
Totu, Shimla -171011.

Copy forwarded to the following for information and necessary action, please:

1. The Dy. Chief Engineer (PR & ALDC), Totu, Shimla-171011.
2. The Sr. Executive Engineer, Electrical Division, HPSEB Ltd., Arki.
3. The Assistant Executive Engineer, Elect. Sub Division, HPSEBL, Darlaghat.


Chief Engineer (SLDC),
HPLDS, SLDC Complex,
Totu, Shimla -171011.

Energy, Cross-Subsidy Charges and Wheeling Charges w.r.t. M/s Ambuja Cements Ltd., Rauri for the month of January, 2018 alongwith Deviation Settlement (UI) charges for the month of December, 2017

I) Time slot-wise HPSEBL's energy to be billed at HPERC tariff for the period 01.01.2018 to 31.01.2018 is as under:

Time slot	Energy in kWh	Energy in kVAh
00:00 to 06:00 Hrs. & 22:00 to 24:00 Hrs. (Night Hrs.)	1468578.38	1468054.24
06:00 to 18:30 Hrs. (Normal Hrs.)	4339857.48	4341293.42
18:30 to 22:00 Hrs. (Peak Hours)	790794.55	791054.59
Total	6599230.41	6600402.25

II) Cross Subsidy Charges as per approved MYT (FY-14 to FY 19) by Hon'able HPERC for the month of January, 2018.

Energy drawn in Hours	Energy (kWh)	Amount (Rs.)
Normal @ 0.36 Rs./kWh	100219.96	₹ 36,079.19
Peak @ 0.79Rs./kWh	329962.1895	₹ 2,60,670.13
Peak @0.36 Rs./kWh	0.00	₹ 0.00
Night @ 0.36 Rs./kWh	1841522.68	₹ 6,62,948.16
Total	2271704.83	₹ 9,59,697.48
Therefore, Cross-Subsidy to be charged =		₹ 9,59,697.48


III) Additional Surcharge as per approved MYT (FY-14 to FY 19) by Hon'able HPERC on Open Access Energy for the month of January, 2018.

a) Open Access Energy (kWh) =	2271704.83
b) Additional Surcharge to be charged @ 0.51 Rs./KWh =	₹ 11,58,569.46

IV) Deviation Settlement Charges / UI Charges for the month of December, 2017

a) Underdrawl (kWh) =	161569.09
b) UD charges to be reimbursed to the firm =	₹ 63,895.31

* All the charges including E.D to be charged accordingly.


 Chief Engineer
 SLDC, HPLDS, Totu, Shimla-11

Energy Abstract w/L Power Purchased through Open Access and HPSERL for Ambuja Cement Plant Round for the month of January 2018

Date	Total Energy				EX Energy-Billed				HPSERL's Energy				Total			
	MWh	MVAh	MWh	MVAh	MWh	MVAh	MWh	MVAh	MWh	MVAh	MWh	MVAh	MWh	MVAh	MWh	MVAh
1 January 2018	21772.32	21772.32	52413.93	52392.46	65470.40	10520.00	43587.20	43587.20	43587.20	0.00	18016.27	18016.27	18016.27	18016.27	18016.27	18016.27
2 January 2018	41683.63	41683.63	51122.83	51144.80	102462.80	102462.80	235842.40	235842.40	235842.40	0.00	19813.22	19813.22	19813.22	19813.22	19813.22	19813.22
3 January 2018	21959.20	21959.20	35562.40	35562.40	102462.80	102462.80	43707.20	43707.20	43707.20	0.00	17831.96	17831.96	17831.96	17831.96	17831.96	17831.96
4 January 2018	15303.03	15303.03	67960.00	67960.00	180725.20	180725.20	421703.20	421703.20	421703.20	0.00	21794.61	21794.61	21794.61	21794.61	21794.61	21794.61
5 January 2018	15303.03	15303.03	68727.00	68727.00	194608.00	194608.00	424000.00	424000.00	424000.00	0.00	17831.96	17831.96	17831.96	17831.96	17831.96	17831.96
6 January 2018	15303.03	15303.03	68727.00	68727.00	194608.00	194608.00	424000.00	424000.00	424000.00	0.00	17831.96	17831.96	17831.96	17831.96	17831.96	17831.96
7 January 2018	15303.03	15303.03	68727.00	68727.00	194608.00	194608.00	424000.00	424000.00	424000.00	0.00	17831.96	17831.96	17831.96	17831.96	17831.96	17831.96
8 January 2018	225924.20	225924.20	36232.00	36232.00	146201.60	146201.60	44212.00	44212.00	44212.00	0.00	24023.37	24023.37	24023.37	24023.37	24023.37	24023.37
9 January 2018	218384.83	218384.83	22986.40	22986.40	38244.00	38244.00	30063.20	30063.20	30063.20	0.00	13828.15	13828.15	13828.15	13828.15	13828.15	13828.15
10 January 2018	253434.40	253434.40	253434.40	253434.40	107816.00	107816.00	41124.80	41124.80	41124.80	0.00	3472.25	3472.25	3472.25	3472.25	3472.25	3472.25
11 January 2018	253691.60	253691.60	253691.60	253691.60	107816.00	107816.00	40246.40	40246.40	40246.40	0.00	13828.15	13828.15	13828.15	13828.15	13828.15	13828.15
12 January 2018	253691.60	253691.60	253691.60	253691.60	107816.00	107816.00	40246.40	40246.40	40246.40	0.00	13828.15	13828.15	13828.15	13828.15	13828.15	13828.15
13 January 2018	196332.80	196332.80	49188.80	49188.80	154144.00	154144.00	46402.00	46402.00	46402.00	0.00	3644.92	3644.92	3644.92	3644.92	3644.92	3644.92
14 January 2018	207812.00	207812.00	218272.40	218272.40	154144.00	154144.00	39781.20	39781.20	39781.20	0.00	11917.38	11917.38	11917.38	11917.38	11917.38	11917.38
15 January 2018	99322.00	99322.00	99322.00	99322.00	154144.00	154144.00	42851.20	42851.20	42851.20	0.00	776.46	776.46	776.46	776.46	776.46	776.46
16 January 2018	6933.20	6933.20	99322.00	99322.00	154144.00	154144.00	43743.20	43743.20	43743.20	0.00	1386.34	1386.34	1386.34	1386.34	1386.34	1386.34
17 January 2018	17045.60	17045.60	5207.20	5207.20	91852.20	91852.20	34809.60	34809.60	34809.60	0.00	884.22	884.22	884.22	884.22	884.22	884.22
18 January 2018	16714.40	16714.40	16714.40	16714.40	12340.00	12340.00	34402.20	34402.20	34402.20	0.00	0.00	0.00	0.00	0.00	0.00	0.00
19 January 2018	3257.60	3257.60	3257.60	3257.60	9744.80	9744.80	9744.80	9744.80	9744.80	0.00	0.00	0.00	0.00	0.00	0.00	0.00
20 January 2018	0.00	0.00	0.00	0.00	0.00	0.00	0.00	0.00	0.00	0.00	0.00	0.00	0.00	0.00	0.00	0.00
21 January 2018	923.20	923.20	2781.80	2781.80	1722.80	1722.80	4554.40	4554.40	4554.40	0.00	0.00	0.00	0.00	0.00	0.00	0.00
22 January 2018	958.40	958.40	3112.80	3112.80	672.80	672.80	1898.40	1898.40	1898.40	0.00	0.00	0.00	0.00	0.00	0.00	0.00
23 January 2018	2230.00	2230.00	3416.80	3416.80	648.80	648.80	1988.00	1988.00	1988.00	0.00	0.00	0.00	0.00	0.00	0.00	0.00
24 January 2018	0.00	0.00	5912.00	5912.00	7120.00	7120.00	11324.80	11324.80	11324.80	0.00	0.00	0.00	0.00	0.00	0.00	0.00
25 January 2018	3722.00	3722.00	3722.00	3722.00	4807.20	4807.20	4807.20	4807.20	4807.20	0.00	742.03	742.03	742.03	742.03	742.03	742.03
26 January 2018	221283.20	221283.20	221283.20	221283.20	16514.40	16514.40	481216.80	481216.80	481216.80	0.00	2598.57	2598.57	2598.57	2598.57	2598.57	2598.57
27 January 2018	254222.40	254222.40	65914.40	65914.40	161050.40	161050.40	471561.20	471561.20	471561.20	0.00	1095.57	1095.57	1095.57	1095.57	1095.57	1095.57
28 January 2018	253620.80	253620.80	55933.20	55933.20	163991.20	163991.20	471561.20	471561.20	471561.20	0.00	1178.90	1178.90	1178.90	1178.90	1178.90	1178.90
29 January 2018	245901.80	245901.80	34508.80	34508.80	145752.20	145752.20	425866.40	425866.40	425866.40	0.00	2226.21	2226.21	2226.21	2226.21	2226.21	2226.21
30 January 2018	253699.80	253699.80	34508.80	34508.80	144821.60	144821.60	426480.00	426480.00	426480.00	0.00	2144.68	2144.68	2144.68	2144.68	2144.68	2144.68
31 January 2018	253699.80	253699.80	253699.80	253699.80	144821.60	144821.60	426480.00	426480.00	426480.00	0.00	2144.68	2144.68	2144.68	2144.68	2144.68	2144.68
Total	443047.60	443047.60	115740.80	115740.80	325813.80	325813.80	880223.20	880223.20	880223.20	0.00	100219.83	100219.83	100219.83	100219.83	100219.83	100219.83


 SDC India, New Delhi, India
 Date: 10/01/2018