



Himachal Pradesh Load Despatch Society
(The Apex Body for Integrated Operation of Power System in HP)
SLDC Complex, Totu, Shimla -171011.

GST No. : 02AAAAH7757E1ZX

Phone No.: 0177-2837649

Email: sehpsldc@gmail.com

Website:- www.hpsldc.com

No. HPLDS/NOC(Ultra Tech)/SLDC-13/2017-18- 2421-24 Dated: 15/02/18
To

The Superintending Engineer,
Operation Circle, HPSEB Ltd.,
Solon.

Sub: Availing power through Open Access by M/s Ultra Tech Cement Ltd.,
Unit, Bagheri - Raising bill for January, 2018 thereof along with
Deviation Settlement (UI) charges for December, 2017.

Sir,

With respect to the subject cited above, it is intimated that M/s Ultra Tech Cement Ltd., Unit, Bagheri has availed power through Open Access during the month of January, 2018. The time slot-wise HPSEBL's energy to be billed at HPERC tariff for the period 01.01.2018 to 31.01.2018, cross-subsidy charges, additional surcharges to be billed to the firm for the month of January, 2018 along with the Deviation Settlement (UI) Charges to be reimbursed to the firm for the month of December, 2017 is enclosed as **Annex-A**.


Further, the details of HPSEBL's energy consumed by the firm which is to be billed at HPERC tariff and the energy availed through Open Access at consumer premises during this period is also attached herewith as **Annex-B**.

The energy bill to the consumer may, therefore, be issued as per above details. Day wise detailed calculation sheets for the month of January, 2018 have been e-mailed on your e-mail id solan_circle@yahoo.com and se.solan@gmail.com, for your reference and record please.

If any discrepancy is found in the bills, the same may be pointed out within 15 (fifteen) days to this office please, otherwise the details will be deemed final.


Yours faithfully,

DA: As above.


Chief Engineer (SLDC),
HPLDS, SLDC Complex,
Totu, Shimla -171011.

Copy forwarded to the following for information and necessary action, please:

1. The Superintending Engineer (PR & ALDC), Totu, Shimla-171011.
2. The Sr. Executive Engineer, Electrical Division, HPSEB Ltd., Nalagarh.
3. The Assistant Executive Engineer, Elect. Sub Division, HPSEBL, Joghon.


Chief Engineer (SLDC),
HPLDS, SLDC Complex,
Totu, Shimla -171011.

Energy and Cross-Subsidy Charges w.r.t. M/s Ultra Tech. Cement Ltd., Bagheri for the month of Jan, 2018 alongwith Deviation Settlement (UI) charges for the month of December, 2017

I) Time slot-wise HPSEBL's energy to be billed at HPERC tariff for the period 01.01.2018 to 31.01.2018 is as under:

Time slot	Energy in kWh	Energy in kVAh
00:00 to 06:00 Hrs. & 22:00 to 24:00 Hrs. (Night Hrs.)	1214043.22	1226829.36
06:00 to 18:30 Hrs. (Normal Hrs.)	2058536.90	2083968.81
18:30 to 22:00 Hrs. (Peak Hours)	400670.67	406411.79
Total	3673250.79	3717209.96

II) Cross Subsidy Charges for the month of January, 2018

Energy drawn in Hours	Energy (kWh)	Amount (Rs.)
Normal @ 0.36 Rs./kWh	6204.966	₹ 2,233.79
Peak @ 0.79 Rs./kWh	90433.153	₹ 71,442.19
Peak @ 0.36 Rs./kWh	0.000	₹ 0.00
Night @ 0.36 Rs./kWh	178530.926	₹ 64,271.13
Total	275169.05	₹ 1,37,947.11

Therefore, Cross-Subsidy to be charged from the firm = ₹ 1,37,947.11

III) Additional Surcharge on Open Access Energy for the month of January, 2018

a) Open Access Energy (kWh) =	275169.05
b) Additional Surcharge to be charged from the firm @ 0.51 Rs./KWh =	₹ 1,40,336.21

IV) Deviation Settlement Charges / UI Charges for the month of December, 2017


a) Underdrawl (kWh) =	0.00
b) UD charges to be reimbursed to the firm =	₹ 0.00

Chief Engineer
SLDC, HPLDS, Totu, Shimla-11

Energy Abstract w.r.t. Power Purchased through Open Access and HPS&E for Ultra Tech. Cement Ltd., Bafraeri for the month of January, 2018

Date	Total Energy				EX Energy				HPS&E's Energy				Total			
	Normal	Peak	Night	Total	Normal	Peak	Night	Total	Normal	Peak	Night	Total	Normal	Peak	Night	Total
1 January 2018	78994.27	79723.42	4103.83	162721.52	0.00	0.00	0.00	0.00	0.00	0.00	0.00	0.00	78994.27	79723.42	4103.83	162721.52
2 January 2018	67565.61	66278.50	4654.56	138498.67	0.00	0.00	0.00	0.00	0.00	0.00	0.00	0.00	67565.61	66278.50	4654.56	138498.67
3 January 2018	56765.93	68912.20	4812.57	129490.70	0.00	0.00	0.00	0.00	0.00	0.00	0.00	0.00	56765.93	68912.20	4812.57	129490.70
4 January 2018	46975.50	57642.37	7224.70	111842.57	0.00	0.00	0.00	0.00	0.00	0.00	0.00	0.00	46975.50	57642.37	7224.70	111842.57
5 January 2018	46975.50	57642.37	7224.70	111842.57	0.00	0.00	0.00	0.00	0.00	0.00	0.00	0.00	46975.50	57642.37	7224.70	111842.57
6 January 2018	68203.36	47283.94	24374.77	140262.07	0.00	0.00	0.00	0.00	0.00	0.00	0.00	0.00	68203.36	47283.94	24374.77	140262.07
7 January 2018	64433.98	88395.88	22139.69	174969.55	0.00	0.00	0.00	0.00	0.00	0.00	0.00	0.00	64433.98	88395.88	22139.69	174969.55
8 January 2018	94433.98	85398.07	26700.03	206532.08	0.00	0.00	0.00	0.00	0.00	0.00	0.00	0.00	94433.98	85398.07	26700.03	206532.08
9 January 2018	94433.98	85398.07	26700.03	206532.08	0.00	0.00	0.00	0.00	0.00	0.00	0.00	0.00	94433.98	85398.07	26700.03	206532.08
10 January 2018	85398.07	87279.21	25252.41	197929.69	0.00	0.00	0.00	0.00	0.00	0.00	0.00	0.00	85398.07	87279.21	25252.41	197929.69
11 January 2018	78929.76	66229.21	6176.05	151334.02	0.00	0.00	0.00	0.00	0.00	0.00	0.00	0.00	78929.76	66229.21	6176.05	151334.02
12 January 2018	78929.76	66229.21	6176.05	151334.02	0.00	0.00	0.00	0.00	0.00	0.00	0.00	0.00	78929.76	66229.21	6176.05	151334.02
13 January 2018	86229.23	90474.62	7193.82	184627.67	0.00	0.00	0.00	0.00	0.00	0.00	0.00	0.00	86229.23	90474.62	7193.82	184627.67
14 January 2018	78502.51	79474.96	4106.26	158083.73	0.00	0.00	0.00	0.00	0.00	0.00	0.00	0.00	78502.51	79474.96	4106.26	158083.73
15 January 2018	71046.23	72057.28	2492.23	145565.74	0.00	0.00	0.00	0.00	0.00	0.00	0.00	0.00	71046.23	72057.28	2492.23	145565.74
16 January 2018	28923.26	27344.17	4258.97	60526.40	0.00	0.00	0.00	0.00	0.00	0.00	0.00	0.00	28923.26	27344.17	4258.97	60526.40
17 January 2018	10405.26	10778.07	4433.50	25616.83	0.00	0.00	0.00	0.00	0.00	0.00	0.00	0.00	10405.26	10778.07	4433.50	25616.83
18 January 2018	11767.31	12124.36	3533.71	27425.38	0.00	0.00	0.00	0.00	0.00	0.00	0.00	0.00	11767.31	12124.36	3533.71	27425.38
19 January 2018	9679.27	10015.97	3696.60	22491.84	0.00	0.00	0.00	0.00	0.00	0.00	0.00	0.00	9679.27	10015.97	3696.60	22491.84
20 January 2018	10405.69	10544.56	6287.37	27237.62	0.00	0.00	0.00	0.00	0.00	0.00	0.00	0.00	10405.69	10544.56	6287.37	27237.62
21 January 2018	67203.72	67948.11	24418.56	159570.39	0.00	0.00	0.00	0.00	0.00	0.00	0.00	0.00	67203.72	67948.11	24418.56	159570.39
22 January 2018	87203.94	88334.20	24827.23	200365.37	0.00	0.00	0.00	0.00	0.00	0.00	0.00	0.00	87203.94	88334.20	24827.23	200365.37
23 January 2018	48705.33	50359.08	11538.48	110602.89	0.00	0.00	0.00	0.00	0.00	0.00	0.00	0.00	48705.33	50359.08	11538.48	110602.89
24 January 2018	86315.73	87272.64	25562.63	200250.00	0.00	0.00	0.00	0.00	0.00	0.00	0.00	0.00	86315.73	87272.64	25562.63	200250.00
25 January 2018	66140.48	97093.96	12119.78	175354.22	0.00	0.00	0.00	0.00	0.00	0.00	0.00	0.00	66140.48	97093.96	12119.78	175354.22
26 January 2018	78859.51	79769.96	25128.15	183757.62	0.00	0.00	0.00	0.00	0.00	0.00	0.00	0.00	78859.51	79769.96	25128.15	183757.62
27 January 2018	64526.53	65404.42	24597.42	154528.37	0.00	0.00	0.00	0.00	0.00	0.00	0.00	0.00	64526.53	65404.42	24597.42	154528.37
28 January 2018	63478.50	64294.90	24472.13	152245.53	0.00	0.00	0.00	0.00	0.00	0.00	0.00	0.00	63478.50	64294.90	24472.13	152245.53
29 January 2018	60192.55	60894.27	23889.19	144975.91	0.00	0.00	0.00	0.00	0.00	0.00	0.00	0.00	60192.55	60894.27	23889.19	144975.91
30 January 2018	60958.54	61433.80	22910.44	145302.78	0.00	0.00	0.00	0.00	0.00	0.00	0.00	0.00	60958.54	61433.80	22910.44	145302.78
31 January 2018	72617.71	73437.99	26008.28	172063.98	0.00	0.00	0.00	0.00	0.00	0.00	0.00	0.00	72617.71	73437.99	26008.28	172063.98
Total	2064741.87	2090249.14	480932.48	13921955.55	0.00	0.00	0.00	0.00	0.00	0.00	0.00	0.00	2064741.87	2090249.14	480932.48	13921955.55

3947789.91 3994996.82



 S.D.C. H.P.D.S. Tolu, Shimla-11